PACKAGING SOLUTIONS MADE OF PLASTICS 2021

Licefa

2021

PACKAGING SOLUTIONS MADE OF PLASTICS

LICEFA

ROUND BOXES 5 – 8

RECTANGULAR BOXES 9 – 18

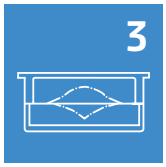

MEMBRANE BOXES 19 – 24

ASSORTMENT CASES 25 – 41

SUITCASES + FOAM INLAYS 42 – 63

STRONG + WATERPROOF CASES 64 – 66

TOTE BOXES + STOCKING BOXES 67 – 70

DRAWER CABINETS 71 – 82

ROLL-CONTAINERS + NEON-COLOURED DRAWERS 72 – 73

CONDUCTIVE BOXES + SMD BOXES 83 – 102

DENTAL BOXES 103 – 120

MEMBRANE BOXES + DENTAL CASES 110 – 113

INLAYS/INSERTS 121 – 139

FOAM INLAYS 122 – 123

VACUUM-FORMED INSERTS 124 – 139

CONDUCTIVE VACUUM-FORMED INSERTS 138 – 139

Index A – Z

	Page
Assortment Cases	**25 – 41**
Ampoule box	16
Ball hinged boxes	**13 – 15**
Boxes	7 – 41
Boxes for characters	on request
Cases	**42 – 66**
Collector's boxes Cases	18
Collector's cases	25 – 41
Color cases	on request
Conductive boxes	83 – 102
Conductive inserts	138, 139
Conductive cabinets	90 – 94
Conductive suitcases	100, 101
Crystal Clear Boxes	5 – 18
Crystal Clear Cases	on request
Deep freezer boxes	**16**
Dental cabinets	120
Dentalcare box	114, 115
Dental boxes	103 – 120
Denal brackets boxes	14
Dental diaphragm	46
Dental Drill Boxes	118, 119
Dental packing boxes	103 – 120
Dental trays	103 – 120
Dispatch boxes	114 – 116
Drawer cabinets	71 – 82
Dental Rollboy	109
Dissipative SMD boxes	85
Dissipative SMD cabinets	86, 87
Ear-shaped box	**on request**
EGB cabinets	90 – 94
Euro boxes	see tote boxes
Fishing equipment kits	**25 – 41**
Flat boxes	26, 30, 34
Foam inlays	122, 123
Gel-Boxes	**15**
Gridded foam	122, 123
Hinged boxes	**13, 14**
Hygiene box	15, 44
Hygiene suitcase	44
Jaw trays	**on request**
KLT boxes	**68**
Laboratory boxes	**5 – 8**
Laboratory trays	69, 70

	Page
Membrane boxes	**19 – 24, 110, 111**
"Mouse's loo" (cf. SMD collapsible boxes)	
Mouth protective box	**15, 44**
Napped foam	**122, 123**
Neon membrane boxes	14, 20, 110
Neon cabinets	72, 73
Packing for brackets	**14**
Packing for dental bonds	137
Packing for dental splints	137
Plates for plaster specimen	18
Plates for wall plaster specimen (cf. plates for plaster specimen)	
Presentation boxes	18
Printed board packings	96
Promotion boxes	on request
Rectangular boxes / standard inserts	**9 – 18**
Red Cases	43
Roll container	72 – 75, 77, 79, 81, 94,
Roll container (Office)	72, 73
Round boxes	5 – 8
Screen printing	**on request**
SMD cabinets	86, 87, 92
SMD collapsible boxes	84, 85
SMD spool racks	88
Special boxes (figures)	on request
Stackable boxes	10 – 12, 18, 25 – 41
Stackable trays	69
Storage boxes	67 – 70
Storage cabinets	67 – 70
Strong cases	64 – 66
Suitcases	42 – 66
Telescope boxes	**8**
Tooth box	120
Tote box	68, 95
Transparent boxes	5 – 22
Transport boxes	67 – 70
Trays	67 – 70, 106 – 108
Tubes	7, 8
Vacuum-formed inserts	**124 – 139**
Washing pallets	**135**
White cases	42, 61

LICEFA – your supplier for membrane boxes

- comprehensive assortment
- see chapter 3 (page 19 to 24)
- see chapter 9 (page 110 and 111)

Membrane boxes on Licefa.de

If QR-Codes are not scannable please download corresponding application.

Dear Customers,

We take pleasure in presenting you with our **Packaging Catalogue 2021.** Notwithstanding adverse circumstances we have succeeded in extending our range of products.

- One example is a new A5-size assortment case available in 6 different heights as described in Chapter 4 on pages 38 and 39.
- Also out and about on the market is a comprehensive assortment of membrane boxes available directly from stock at short notice and also in small quantities. More on this in Chapter 3 (pages 19 to 24) and Chapter 9 (pages 110 and 111).
- We have also focused our attention on product-specific requirements concentrating on hygiene. The result is our signal-red hygiene case suitable for automobiles, businesses and hosts of other applications. Details in Chapter 5 on page 44.
- Wide range of highly durable standard products
- Sustainable and individual packaging solutions geared to versatile production facilities

We look forward to future business relations in line with your specific requirements!

Best wishes from Bad Salzuflen,

Heinrich Horstmann

Managing Director and Shareholder

Christian Schmidt

Manager of Plastics Division

Heinrich Horstmann

Christian Schmidt

Hygiene suitcase

Mask Box

OUR SALES TEAM 2021

Outdoor Service

Uwe Tönsmann
Team Manager Distribution

Fon +49 (0) 52 22 . 28 04 - 42
Fax +49 (0) 52 22 . 28 04 -40
Mobile +49 (0) 1 73. 9 61 46 60
uwe.toensmann@licefa.de

Bernd Jansen
Distribution Germany

Mobile +49 (0) 1 72. 2 73 77 30
bernd.jansen@licefa.de

Mülforter Str. 106
41238 Mönchengladbach

Raimon Koot
Distribution Netherlands

Fon +31(0) 6 300 57 333
Mobile +31(0) 172. 52 00 01
raimon.koot@licefa.de

Rubox NL, Postbus 243
NL-2700 AE Zoetemeer

Indoor Service

Meik Görder
Distribution office

Fon +49 (0) 52 22 . 28 04-71
meik.goerder@licefa.de

Tina Ehlert
Distribution office

Fon +49 (0) 52 22 . 28 04-75
tina.ehlert@licefa.de

Paulina Werpup
Distribution office

Fon +49 (0) 52 22 . 28 04-76
paulina.werpup@licefa.de

Internal | Sales

Michael Siekmann
Commercial Manager
Vacuum Forming Department

Fon +49 (0) 52 22 . 28 04-11
michael.siekmann@licefa.de

Silke Heitmeier
Team Manager Sales

Fon +49 (0) 52 22 . 28 04-74
silke.heitmeier@licefa.de

Stefan Boegershausen
Sales

Fon +49 (0) 52 22 . 28 04-14
stefan.boegershausen@licefa.de

Anna-Lena Plaßmeier
Sales

Fon +49 (0) 52 22 . 28 04-69
anna-lena.plassmeier@licefa.de

Silke Müller
Sales

Fon +49 (0) 52 22 . 28 04-13
silke.mueller@licefa.de

Stefanie Aust
Sales

Fon +49 (0) 52 22 . 28 04-77
stefanie.aust@licefa.de

Round boxes on Licefa.de

Dimensions subject to errors and corrections!

ROUND BOXES

TRANSPARENT ROUND BOXES

This is only a small summary of our range of products.

Inside-Ø x height HU in mm HU = height of bottom part	Art. No.	Volume cm³	Design
8 x 20	**V 1-1**	1	A
10 x 4	**V 2-1**	0,3	A+G
13 x 23	**V 1-60**	3	Plug
13 x 48/23	**V 1-2**	6,5 1.)	A
15 x 7	**V 2-2**	1,2	G
15 x 8	**V 2-3**	1,4	A+G
16,5 x 12	**V 1-59**	2,5	B
16,5 x 17	**V 1-58**	3,5	B
18 x 8	**V 1-3**	2	A
19 x 45	**V 1-4**	13	B
20 x 39	**V 2-64**	12	A
22 x 22	**V 1-5**	8	A
22 x 27	**V 1-6**	10	A
22 x 31	**V 1-7**	12	A
22 x 45	**V 1-8**	17	A
22 x 75	**V 1-9**	28	A
22 x 90	**V 1-10**	31	A
23 x 7	**V 2-7**	2,9	A+G
23 x 15	**V 2-66**	6	A+G
26 x 17,5	**V 1-11**	9	B
27 x 13	**V 1-12**	7	B+G
28 x 30	**V 2-9**	18	B
28 x 48	**V 2-10**	29	B
28 x 49/30	**V 2-11**	30 1.)	B+H
28 x 67/48	**V 2-12**	41 1.)	B+H
29 x 35	**V 1-13**	23	B
29 x 45	**V 1-14**	30	B
30 x 7	**V 2-13**	5	B
31 x 20	**V 1-15**	15	A
33 x 18	**V 1-16**	15	B+G
34 x 43	**V 1-18**	39	B
35 x 12	**V 2-14**	11	B
35 x 13	**V 1-17**	12	B
35 x 58	**V 2-15**	56	B
36 x 5	**V 1-19**	5	G
36 x 10	**V 1-20**	10	G
36 x 29	**V 1-21**	30	B
36 x 47	**V 1-22**	48	A
37 x 39	**V 2-44**	42	Plug
39 x 107	**V 2-73**	127	Plug
40 x 80	**V 1-24**	100	A
40 x 140	**V 1-25**	175	A
40 x 260	**V 1-26**	320	A
42 x 12	**V 2-18**	16	B
42 x 14/11	**V 2-75**	19 1.)	B+H
42 x 17	**V 2-19**	23	B

Inside-Ø x height HU in mm HU = height of bottom part	Art. No.	Volume cm³	Design
44 x 21	**V 2-45**	32	B+D
44 x 34	**V 2-46**	51	B+D
44 x 44	**V 2-47**	66	B+D
44 x 68	**V 2-48**	103	B+D
44 x 85	**V 2-49**	129	B+D
44 x 102	**V 2-50** 2.)	155	B+D
46 x 6	**V 1-27**	10	G
49 x 16	**V 1-28**	30	B
49 x 30	**V 1-29**	57	A
49 x 36	**V 1-30**	68	B
49 x 59	**V 2-22**	112	A
51 x 24	**V 1-62**	49	B
55 x 13	**V 2-24**	31	B
55 x 17	**V 2-25**	40	B
55 x 21	**V 2-26**	50	B
58 x 11	**V 2-27**	29	B
58 x 21	**V 2-51**	55	B
58 x 31	**V 2-52**	82	B
58 x 41	**V 2-53**	108	B
60 x 60	**V 2-28**	170	A
63 x 13	**V 2-29**	40	B
65 x 7	**V 1-32**	23	G
65 x 40/28	**V 2-30**	132 1.)	B+G+H
69 x 22	**V 1-33**	82	B
69 x 40	**V 1-34**	150	B
69 x 51	**V 1-35**	190	B
70 x 30	**V 1-36** 2.)	115	A
70 x 30	**V 1-37**	115	D
70 x 40	**V 1-38**	150	D
71 x 10	**V 1-61**	40	A
73 x 17	**V 2-31**	71	B
73 x 23	**V 2-32**	96	A
73 x 27	**V 2-33** 2.)	106	B
73 x 35	**V 2-79**	146	B
73 x 71	**V 2-54**	297	B
75 x 7	**V 1-39**	30	G
80 x 48	**V 2-83**	405	A
85 x 8	**V 1-40**	45	G
89 x 21	**V 1-41**	130	B
89 x 35	**V 1-42**	220	B
90 x 20	**V 2-80**	127	B
90 x 35	**V 2-81**	222	B
90 x 48	**V 2-35**	305	A
98 x 49	**V 2-36**	370	A
100 x 21	**V 1-44**	155	D
100 x 36	**V 1-45**	280	D

Inside-Ø x height HU in mm HU = height of bottom part	Art. No.	Volume cm³	Design
110 x 11	**V 1-46**	100	B
110 x 20	**V 1-47**	190	B
110 x 28	**V 1-48**	260	B
116 x 60	**V 2-37**	635	A
116 x 80	**V 2-38**	850	A
116 x 99	**V 2-39**	1050	A
120 x 13	**V 2-40**	148	A
120 x 27	**V 2-41**	307	A
135 x 30	**V 1-49**	430	B
135 x 30	**V 1-50**	430	V
150 x 27	**V 2-42**	475	A
150 x 32	**V 1-51**	570	T
218 x 26	**V 2-43**	970	A
240 x 40	**V 1-52**	1800	T
300 x 40	**V 1-53**	2830	T
150 x 27	**V 2-42**	475	A
150 x 32	**V 1-51**	570	T
218 x 26	**V 2-43**	970	A
240 x 40	**V 1-52**	1800	T
300 x 40	**V 1-53**	2830	T

Legend for design

- **A** Protruding top cover
- **B** Flush top cover
- **D** Screw cap
- **G** with grip edge
- **H** Dome lid
- **T** Made of vacuum-formed foil
  Bottom part white, transparent cover

1.) Due to the dome cap only limited use of the volume can be made.
2.) Box for 2 golf balls
3.) Box for 3 golf balls

Usable inside dimensions in mm.

Dimensions subject to errors and corrections!

ROUND BOXES WITH SCREW-TYPE CAP with or without intermediate cover

Caps availabe in the following colours: ○ ● ● ● ● ● ●

Inside dimensions- Ø x height	Art. No. with intermediate cover	Art. No. without intermediate cover	cm^3/ ml (approx.)
52 x 40	**V2-101 Z**	**V2-101**	90
52 x 67	**V2-102 Z**	**V2-102**	130
69 x 72	**V2-103 Z**	**V2-103**	275
69 x 89	**V2-104 Z**	**V2-104**	325
89 x 34	**V2-105 Z**	**V2-105**	200
89 x 50	**V2-106 Z**	**V2-106**	300

Inside dimensions- Ø x height	Art. No. with intermediate cover	Art. No. without intermediate cover	cm^3/ ml (approx.)
89 x 60	**V2-107 Z**	**V2-107**	350
89 x 78	**V2-108 Z**	**V2-108**	400
89 x 105	**V2-109 Z**	**V2-109**	650
99 x 45	**V2-110 Z**	**V2-110**	325
99 x 67	**V2-118 Z**	**V2-118**	500
99 x 78	**V2-111 Z**	**V2-111**	600

Inside dimensions- Ø x height	Art. No. with intermediate cover	Art. No. without intermediate cover	cm^3/ ml (approx.)
99 x 100	**V2-112 Z**	**V2-112**	750
99 x 125	**V2-113 Z**	**V2-113**	1000
99 x 153	**V2-114 Z**	**V2-114**	1200
118 x 130	**V2-115 Z**	**V2-115**	1500
118 x 148	**V2-116 Z**	**V2-116**	1700
118 x 185	**V2-117 Z**	**V2-117**	2000

Measuring spoons 7, 10, 15 and 25 ml on request!

TUBULAR BOXES Length on request (minimum volume 500 pcs.)

Ø inside | Ø outside Tolerance -/+0,3 mm	Types of locking			
	Material	1. Caps	2. Lamellar Plugs[1.)]	3. Outer caps
4,7/5,3	Rigid PVC or PET	○		
5,4/6	Rigid PVC or PET			○ ● ●●
6,2/7,2	Rigid PVC or PET	○		
7/8	Rigid PVC or PET	○	○	
8/9	Rigid PVC or PET	○	○	Small quantities only matching lamellar plugs
9/10	Rigid PVC or PET	○	○	○●● ●●
10/11	Rigid PVC or PET	○	○	
11/12	Rigid PVC or PET	○	○	○
12/13	Rigid PVC or PET	○	○	○
13/14	Rigid PVC or PET	○	○	○●● ●●
14/15	Rigid PVC or PET	○	○	
15/16	Rigid PVC or PET	○	○	
16/17	Rigid PVC or PET	○	○	○
17/18	Rigid PVC or PET	○	○	○●● ●●
18/19	Rigid PVC or PET	○	○	
19/20	Rigid PVC or PET	○	○	
19,5/20,5	Rigid PVC or PET	○	○	
20/21	Rigid PVC or PET	○		
20,5/21,5	Rigid PVC or PET	○	○	
20,5/22	Rigid PVC or PET	○	○	
21,8/23	Rigid PVC or PET	○		○●● ●●
22/23,5	Rigid PVC or PET	○		
22,5/24	Rigid PVC or PET	○		

Ø inside | Ø outside Tolerance -/+0,3 mm	Types of locking			
	Material	1. Caps	2. Lamellar plugs[1.)]	3. Outer caps
23/24,5	Rigid PVC or PET	○		●
24,5/26	Rigid PVC or PET		○	
26/27,5	Rigid PVC or PET	○		
26,5/28	Rigid PVC or PET	○		○●● ●●
27/28,5	Rigid PVC or PET	○		
27,5/29	Rigid PVC or PET	only disc plugs		
28,5/30	Rigid PVC or PET	○		
30/31,5	Rigid PVC or PET	○		○
31/33	Rigid PVC or PET	○		
32,5/34	Rigid PVC or PET	○		○●● ●●
33/35	Rigid PVC or PET	○		
36/38	Rigid PVC or PET	○		○
37/39	Rigid PVC			○●● ●●
42/44	Rigid PVC	○		○●● ●●
47/49	Rigid PVC			○●● ●●
51/53	Rigid PVC	○		

Lamellar plugs, Outer caps = min. quantity 1000 pcs., natural colour (smaller quantities on request) | Caps = min. qty. 1000 pcs, natural colour (smaller qty. on request) from 20,000 – 50,000 pcs. (depending on size) also available in colour, 1.) Length of plug: | Standard material = rigid PVC transparent, colourless, impact resistant | Special material = PET transparent, colourless (min. quantities and prices on equest)

ROUND BOXES

ROUND TELESCOPIC SLEEVE adjustable in length by turning

Art. No. RBH Ø | length (mm)			
RUH 10/50-70	RUH 16/120-200	RUH 35/80-120	RUH 65/200-350
RUH 10/80-120	RUH 16/200-350	RUH 35/120-200	RUH 85/80-100
RUH 10/120-200	RUH 16/350-620	RUH 35/200-350	RUH 85/120-180
RUH 13/50-70	RUH 22/50-60	RUH 45/80-120	RUH 85/200-350
RUH 13/80-120	RUH 22/80-120	RUH 45/120-200	RUH 85/350-550
RUH 13/120-200	RUH 22/120-200	RUH 45/200-350	RUH 105/80-100
RUH 13/200-350	RUH 22/200-350	RUH 55/120-200	RUH 105/120-180
RUH 16/80-120	RUH 22/350-620	RUH 65/120-200	RUH 105/200-350

ROUND-TELESCOPIC SLEEVE adjustable in length by turning

Art. No. RBH Ø | length (mm)			
TH 28/50-60	TH 35/120-200	TH 50/80-120	TH 65/120-200
TH 28/80-120	TH 35/200-350	TH 50/120-200	TH 65/200-350
TH 28/120-200	TH 35/350-620	TH 50/200-350	TH 80/80-100
TH 28/200-350	TH 40/50-60	TH 50/350-620	TH 80/120-180
TH 30/50-60	TH 40/60-80	TH 55/50-60	TH 80/200-350
TH 30/80-120	TH 40/120-200	TH 55/60-80	TH 80/350-550
TH 30/120-200	TH 45/50-60	TH 55/80-120	TH 80/550-1000
TH 30/200-350	TH 45/60-80	TH 55/120-200	TH 105/80-100
TH 30/350-620	TH 45/80-120	TH 55/200-350	TH 105/120-180
TH 30/410-770	TH 45/120-200	TH 55/350-620	TH 105/200-350
TH 35/50-60	TH 45/350-620	TH 65/50-60	
TH 35/60-80	TH 50/50-60	TH 65/60-80	
TH 35/80-120	TH 50/60-80	TH 65/80-120	

RECTANGULAR BLOCK PACK SLEEVES adjustable in length by turning and pulling



Art. No. RBH Ø | length (mm)			
RBH 14/50-80	RBH 18/200-350	RBH 24/120-200	RBH 75/120-200
RBH 14/80-120	RBH 20/50-80	RBH 24/200-350	RBH 75/200-350
RBH 14/120-200	RBH 20/80-120	RBH 26/50-70	RBH 85/120-200
RBH 14/200-350	RBH 20/120-200	RBH 26/80-120	RBH 85/200-350
RBH 16/50-80	RBH 20/200-350	RBH 26/120-200	RBH 85/350-620
RBH 16/80-120	RBH 22/50-80	RBH 26/200-350	RBH 95/120-200
RBH 16/120-200	RBH 22/80-120	RBH 65/80-120	RBH 95/200-350
RBH 16/200-350	RBH 22/120-200	RBH 65/120-200	RBH 95/350-620
RBH 18/50-80	RBH 22/200-350	RBH 65/200-350	
RBH 18/80-120	RBH 24/50-80	RBH 65/350-620	
RBH 18/120-200	RBH 24/80-120	RBH 75/80-120	

Usable inside dimensions in mm.

Dimensions subject to errors and corrections!



Rectangular boxes on Licefa.de

Dimensions subject to errors and corrections!

SHEDULE FOR RECTANGULAR BOXES

(Legend for design see page 12)

Length x Width x Height	Art. No.	HU in mm HU = Height bottom part	Design
6 x 6 x 19	**2449795**	0,7	B
6 x 6 x 35	**V4-2**	1,2	B
10 x 10 x 51/43	**V3-1**	5[1.)]	B+H
19 x 19 x 14	**V4-3**	5	A
20 x 15 x 12	**V4-4**	3,6	A
22 x 22 x 8	**V20-1**	4,2	PP+F
23 x 21 x 10	**V4-7**	4,8	A
24 x 5 x 65	**V3-2**	7,5[1.)]	B+H
24 x 23 x 7	**V4-6**	3,4	A
25,4 x 25,4 x 4,5	**V3-3**	2,9	A+S
26 x 16 x 7	**V4-9**	2,9	A
27 x 27 x 8/4	**V5-1**	5,8[1.)]	B+K+H
27 x 27x11/7	**V5-2**	8[1.)]	B+K+H
27 x 27 x 12	**V3-4-A**	8,8	A
27 x 27x13/6,5	**V5-3**	9,5[1.)]	B+K+H
27 x 27 x 17/13	**V5-4**	12,4[1.)]	B+K+H
27 x 27 x 20/13	**V5-5**	14,6[1.)]	B+K+H
27 x 27 x 26/13	**V5-6**	19[1.)]	B+K+H
31 x 21 x 4	**V4-11**	2,6	A
31 x 21 x 7/5	**V4-113**	4,5	B
31 x 26 x 14	**V4-12**	11	A
32 x 32 x 8	**V20-200**	8,19	PP+F
35 x 30 x 16/8	**V5-7**	16,8[1.)]	B+K+H
35 x 30 x 22/14	**V5-8**	23,1[1.)]	B+K+H
35 x 30 x28/14	**V5-9**	29,4[1.)]	B+K+H
35 x 35 x 12	**V20-3**	14,7	PP+F
35 x 35 x 25	**V20-50**	30,62	PP+F
36 x 36 x 8	**V20-24**	10,36	PP+F
37 x 37 x 4	**V20-2**	5,5	PP+F
37 x 29 x 43	**V3-5**	47[1.)]	A
40 x 39 x 33	**V5-139**	51,4	K
41 x 19 x14	**V4-15**	11	A
41 x 41 x 17/14	**V5-90**	28,6[1.)]	B+K+H
41 x 41 x 25/14	**V5-91**	42[1.)]	B+K+H
41 x 41 x28/14	**V5-10**	47,1[1.)]	B+K+H
42 x 35 x 12	**V4-16**	17	B
43 x 32 x 10	**V3-6**	14	E
43 x 43 x 6/3	**V5-92**	11,1	B+K+H
43 x 43 x13/10	**V5-93**	24[1.)]	B+K+H
43 x 43 x 20/10	**V5-94**	37[1.)]	B+K+H
44 x 44 x 90/30	**V3-7**	174[1.)]	B+H
47 x 45 x 11	**V3-8**	23	B+R
47 x 47 x 19	**V20-5**	41,97	PP+F
48 x 29 x 16/8	**V5-11**	22,3[1.)]	B+K+H
48 x 29 x 21/13	**V5-12**	29,2[1.)]	B+K+H
48 x 29 x 26/13	**V5-13**	36,2[1.)]	B+K+H

Length x Width x Height	Art. No.	HU in mm HU = Height bottom part	Design
49 x 26 x 7	**V4-19**	9	A
49 x 26 x 10	**V4-20**	13	A
49 x 35 x 10	**V4-21**	17	A
49 x 49 x 6	**V20-4**	14,41	PP+F
49,5 x 49,5 x 5	**V3-10**	12	A
50 x 30 x 9	**V3-11**	14	B
50 x 30 x 16	**V3-12**	24	B
50 x 30 x 25	**V3-13**	37	B
50 x 50 x12/6	**V5-111**	30[1.)]	B+K+H
50 x 50 16	**V4-22**	40	A+S
50 x 50 x20/14	**V5-112**	50[1.)]	B+K+H
50 x 50 x 26	**V4-23**	65	A+S
50 x 50 x 28/14	**V5-113**	70[1.)]	B+K+H
50 x 50 x 31/25	**V5-114**	77,5[1.)]	B+K+H
50 x 50 x 36	**V4-24**	90	A+S
50 x 50 x 39/25	**V5-115**	97,5[1.)]	B+K+H
50 x 50 x 50/25	**V5-116**	125[1.)]	B+K+H
51 x 37 x 29/4	**V4-25**	55	H
51 x 51 x 12/6	**V4-26**	31[1.)]	B+K+H
51 x 51 x 15/9	**V4-27**	39[1.)]	B+K+H
51 x 51 x 19/9	**V4-28**	49,4[1.)]	B+K+H
51 x 51 x 35/25	**V4-30**	91[1.)]	B+K+H
51 x 51 x 51/25	**V4-31**	133[1.)]	B+K+H
52 x 35 x 60	**V3-15**	110	B
52 x 36 x 5	**V20-70**	9,36	PP+F
55 x 35 x 12	**V4-34**	23	B
55 x 35 x 14	**V4-35**	27	B
55 x 38 x 10/5	**V5-14(W)**	20,9[1.)]	B+K+H
55 x 38 x 14/7	**V5-15**	29,3[1.)]	B+K+H
55 x 38 x 18/13	**V5-16(W)**	29,3[1.)]	B+K+H
55 x 38 x 26/13	**V5-17**	54,3[1.)]	B+K+H
55 x 39 x 10	**V20-201**	21,45	PP+F
55 x 39 x 31	**2427592**	66	B
55 x 40 x 6	**V4-37**	13	A(W)[2.)]
55 x 40 x 43	**LAB-BOX 1**	94	B
55 x 55 x 25/16	**V3-16**	75[1.)]	B+S+H
55 x 55 x 35/26	**V3-17**	105[1.)]	B+S+H
56 x 44 x 14	**V4-43**	43	B
56 x 56 x 27	**2427598**	84	B+S
56 x 56 x 37	**2427601**	116	B+S
57 x 36 x 17	**V3-18**	35	B+R
57 x 36 x 25	**V3-19**	51	B+R
57 x 47 x 28	**V3-20**	75	B
58 x 58 x 40	**V20-43**	134,56	PP-F
59 x 59 x 19	**V4-46**	66	B+R
59 x 59 x 36	**V4-47**	125	B+R

Length x Width x Height	Art. No.	HU in mm HU = Height bottom part	Design
60 x 24 x 19	**V3-21**	26	A
60 x 25 x 11/5,5	**V5-18**	16,5[1.)]	B+K+H
60 x 50 x 25	**V3-22**	90	B
60 x 51 x 26/21	**V3-23**	92[1.)]	B+H
60 x 60 x 25	**V20-42**	93,6	PP-F
61 x 30 x 34	**V4-48**	62	A+S
62 x 36 x 8	**V4-49**	18	B
62 x 62 x 12	**V20-41**	46,12	PP-F
63 x 50 x 12	**V4-50**	38	B
63 x 63 x 6	**V20-40**	23,81	PP+F
64 x 30 x 14	**V4-53**	27	A
65 x 18 x 18	**V3-24**	21	B
65 x 65 x 6/3	**V5-95**	2,5[1.)]	B+K+H
65 x 65 x 10/7	**V5-96**	42[1.)]	B+K+H
65 x 65 x14/7	**V5-19**	59,2[1.)]	B+K+H
65 x 65 x 16/13	**V5-97**	67,5[1.)]	B+K+H
65 x 65 x 20/13	**V5-20**	84,5[1.)]	B+K+H
65 x 65 x 26/13	**V5-21**	110[1.)]	B+K+H
66 x 47 x 13	**V20-202**	40,32	PP+F
67 x 16 x 8/4	**V5-22**	95,5[1.)]	B+K+H
67 x 27 x 9	**V4-55**	16	E
67 x 37 x 17	**V4-56**	42	B
67 x 67 x 26	**V20-8**	116,71	PP+F
67 x 67 x 40	**V20-51**	179,56	PP+F
68 x 28 x 4,3	**V3-26**	8	E+R
68 x 59 x 26	**V3-27**	110	B
69 x 18 x 7	**V20-72**	8,69	PP+F
69 x 18 x 25	**V20-71**	31,05	PP+F
69 x 69 x 12	**V20-7**	57,13	PP+F
70 x 15 x 16	**V3-28**	17	B
70 x 45 x 12/6	**V5-142**	37,8	K
70 x 45 x 14/7	**V5-23**	44	B+K+H
70 x 45 x 19/13	**V5-132**	59,8	K
70 x 45 x 24/12	**V5-140**	75,6	K
70 x 45 x 26/13	**V5-143**	81,9	K
70 x 60 x 30	**V4-57**	126	B
70 x 60 x 70	**V4-58**	294	B
70 x 70 x 6	**V20-6**	29,4	PP+F
70 x 70 x 48	**V4-147**	235	A
72 x 30 x 31	**V3-29**	67	A+R
73 x 42 x 17	**V3-30**	52	B
73 x 62 x 16	**V4-59**	72	B
74 x 74 x 13/6,5	**V5-24**	71[1.)]	A+SCH
74 x 74 x 26/19,5	**V5-25**	142[1.)]	B+K+H
74 x 74 x 39/19,5	**V5-26**	214[1.)]	B+K+H
75 x 50 x 50	**V8-17**	187[1.)]	SCH+B

1.) Due of the dome cap only limited useof the volume can be made. 2.) Design optional

Dimensions subject to errors and corrections!

Usable inside dimensions in mm.

SHEDULE FOR RECTANGULAR BOXES

(Legend for design see page 12)

Length x Width x Height	Art. No.	HU in mm HU = Height bottom part	Design
75 x 44 x 30	**V3-31**	100	B
75 x 44 x 55/30	**V3-32**	181[1.)]	B+H
75 x 44 x 65/30	**V3-33**	215[1.)]	B+H
75 x 44 x 90/30	**V3-34**	300[1.)]	B+H
75 x 44 x 105/30	**V3-35**	346[1.)]	B+H
75 x 50 x 33	**V8-1[3.)]**	123	SCH+B
75 x 50 x 45/38	**V8-2[3.)]**	173	SCH+B+H
75 x 51 x 12	**V4-61**	46	SCH+B
75 x 75 x 17	**V3-36**	95	B
75 x 75 x 27	**V3-37**	150	B
76 x 50 x 27	**V8-3[3.)]**	102	SCH+B+H
77 x 55 x 12/6	**V5-27 (W)**	51[1.)]	B+K+H(W)[1.)]
77 x 55 x 19/13	**V5-28 (W)**	80,5[1.)]	B+K+H(W)
77 x 55 x 26/13	**V5-29**	110[1.)]	B+K+H
78 x 30 x 10/5	**V5-51**	23,4[1.)]	B+K+H
78 x 30 x 18/13	**V5-52**	42[1.)]	B+K+H
78 x 30 x 26/13	**V5-53**	61[1.)]	B+K+H
79 x 79 x 34	**V4-62**	210	A+R
79 x 79 x 54	**V4-63**	330	A+R
80 x 50 x 20	**V3-39**	80	B+R
80 x 50 x 27	**V3-40**	108	B+R
80 x 54 x 17	**V4-66**	73	SCH+B
81 x 62 x 21	**V3-41**	105	W
81 x 62 x 43	**V3-42**	215	W
82 x 31 x 11	**V20-73**	27,96	PP+F
82 x 43 x 29	**V3-43**	102	E
84 x 50 x 13/11	**2427604**	54,6	B+H+W
85 x 55 x 43	**LAB-BOX 2**	201	B
86 x 34 x 18	**V4-68**	52	B
86 x 54 x 5/2,5	**V5-105**	111[1.)]	B+K+H
86 x 54 x 24/22	**V5-106**	163[1.)]	B+K+H
86 x 54 x 35/33	**V5-107**	204[1.)]	B+K+H
86 x 54 x 44/22	**V5-108**	255[1.)]	V+B+K+H
86 x 54 x 55/33	**V5-109**	306[1.)]	V+B+K+H
86 x 54 x 66/33	**V5-110**	9	A
86 x 55 x 2	**V4-116**	139	B+S
86 x 56 x 28	**V4-117**	111[1.)]	SCH+B
86 x 76 x 17/12	**V4-69**	143[1.)]	SCH+B+H
86 x 76 x 22/17	**V4-125**	216[1.)]	SCH+B+H
86 x 76 x 33/29	**V4-126**	55	SCH+B
86 x 86 x 40	**V20-55**	295,84	PP+F
88 x 88 x 25	**V20-54**	193,6	PP+F
90 x 51 x 12/8	**V4-70**	55	SCH+B
90 x 51 x 35/31	**V4-114**	160	SCH
91 x 91 x 12	**V20-53**	99,37	PP+F
92 x 59 x 25	**V4-72**	136	B

Length x Width x Height	Art. No.	HU in mm HU = Height bottom part	Design
92 x 61 x 15	**V4-146**	84	A+G Spielk.
92 x 65 x 17	**V20-203**	101,66[1.)]	PP+F
92 x 92 x 6	**V20-52**	50,78	PP+F
93 x 54 x 32	**V4-73**	160	B
95 x 68 x 14	**V3-44**	90	B
95 x 68 x 35	**V3-45**	230	B
95 x 95 x 14/7	**V5-57**	113,05	B+K+H
95 x 95 x 28	**V3-46**	260	A
95 x 95 x 29/22	**V5-121**	262[1.)]	B+K+H
95 x 95 x 44/22	**V5-122**	397[1.)]	B+K+H
96 x 96 x27/21	**V3-47**	245[1.)]	B+H
99 x 59 x 27	**V3-50**	158	B+R
99 x 59 x 35	**V3-51**	205	B+R
99 x 59 x 42	**V3-105**	245	B+R
100 x 60 x 12/6	**V5-58**	72[1.)]	B+K+H
100 x 75 x 27	**V8-4**	200	B+S+SCH
100 x 86 x 105	**V3-52**	900	B milky
100 x 100 x 40	**V20-12**	800	PP+F
101 x 101 x 25	**V20-11**	92[1)]	PP+F
101,5 x 101,5 x 94	**V3-48**	400	B+R
102 x 25 x 10	**V3-53**	25	A
102 x 85 x 47/40	**V3-54**	400[1.)]	B+H
103 x 103 x 12	**V20-10**	127,3	PP+F
104 x 74 x 12/6	**V5-45**	270,5	B+K+H
104 x 74 x 22/16	**V5-46**	168[1.)]	B+K+H
104 x 71 x 32/16	**V5-47**	246[1.)]	B+K+H
104 x 95 x 31	**V4-77**	306	A+S
105 x 66 x 37	**V4-78**	256	B
105 x 95 x 45	**V4-79**	450	A+S
105 x 105 x 6	**V20-9**	66,78	PP+F
106 x 75 x 46/38	**V8-5[3.)]**	365[1.)]	SCH+B+H
107 x 53 x 18	**V20-75**	102,07	PP+F
107 x 53 x 20	**V3-55**	110	A
107 x 53 x 22	**V3-56**	125	B+S
107 x 53 x 40	**V20-74**	123	A+S+R
107 x 75 x 20	**V3-57**	160	B
108 x 85 x 33	**V8-6[3])**	275	SCH+B
111 x 51 x 20/11	**V4-80**	113[1.)]	SCH+B+H
111 x 51 x 35/26	**V4-131**	150[1.)]	SCH+B+H
111 x 51 x 51/42	**V4-132**	242[1.)]	SCH+B+H
111 x 52 x 12/6	**V5-117**	69[1.)]	B+K+H
111 x 52 x 21/15	**V5-118**	121[1.)]	B+K+H
111 x 52 x 30/15	**V5-119**	363[1.)]	B+K+H
111 x 78 x 26	**V20-204**	225,1	B
115 x 55 x 35/26	**V3-59**	220[1.)]	B+S+H
115 x 55 x 55/46	**V3-60**	350[1.)]	B+S+H

Length x Width x Height	Art. No.	HU in mm HU = Height bottom part	Design
115 x 75 x 30	**V3-58**	255	B
115 x 85 x 43	**LAB-BOX 3**	254,15	B+S+H
115 x 115 x 55/46	**V3-61**	700[1.)]	B+S+H
116 x 56 x 27	**V4-133**	175	B+S
116 x 56 x 37	**V4-134**	240	B+S
116 x 56 x 58	**V4-135**	376	B+S
117 x 90 x 8/4	**V5-30**	84[1.)]	B+K+H
117 x 90 x 21/17	**V5-31**	221[1.)]	B+K+H
117 x 90 x 34/17	**V5-32**	358[1.)]	B+K+H
120 x 40 x 12/6	**V5-48**	57,5[1.)]	B+K+H
120 x 40 x 16/10	**V5-49**	76,6[1.)]	B+K+H
120 x 40 x 20/10	**V5-50**	96[1.)]	B+K+H
120 x 92 x 17	**V5-61**	187	SCH+B
120 x 120 x 28	**V4-81[1)]**	405	A+SCH
121 x 121 x 3/1,5	**V5-120**	44	K
121 x 121 x 8,5/7	**V5-123**	124,4	K
121 x 121 x 14/7	**V5-124**	204,97	K
121 x 121 x 23,5/22	**V5-125**	344,06	K
121 x 121 x 29/22	**V5-126**	424,58	K
121 x 121 x 44/22	**V5-127**	644,2	K
123 x 107 x 12	**V5-62**	158	SCH +B
123 x 107 x 23	**V5-63**	302	SCH + B
123 x 125 x 23	**V5-64**	354	SCH + B
127 x 127 x 40	**V20-20**	645,16	PP+F
130 x 32 x 14/7	**V5-33**	59,3[1.)]	K
130 x 35 x 32	**V3-64**	145	B
130 x 65 x 14/7	**V5-128**	118,3	K
130 x 65 x 29/22	**V5-129**	245,05	K
130 x 65 x 44/22	**V5-130**	371,8	K
130 x 80 x 30	**V20-30[9.)]**	312	PP+F
130 x 80 x 50	**V20-31[9.)]**	520	PP+F
130 x 115 x 50	**V3-65**	750	A+T
130 x 130 x 25	**V20-19**	422,5	PP+F
132 x 60 x 12	**V3-66**	95	B
132 x 132 x 12	**V20-18**	209,08	PP+F
133 x 133 x 6	**V20-17**	106,13	PP+F
134 x 95 x 30	V20-205	381,9	PP+F
134 x 110 x 108/90	**V4-137**	1.159[1.)]	B+H
137 x 47 x 32	**V3-67**	205	B
138 x 44 x 14/7	**V5-34**	85[1.)]	B+K+H
138 x 44 x 21/13	**V5-35**	127,5	B+K+H
138 x 82 x 27	**V20-77**	305,53	PP+F
138 x 82 x 40	**V20-76**	452,64	PP+F
140 x 70 x 17	**V3-68**	165	B
140 x 70 x 36/17	**V3-69**	350[1.)]	PP+F
140 x 70 x 44/17	**V3-70**	430[1.)]	B+H

1.) Due of the dome cap only limited useof the volume can be made. 2.) Design optional

Usable inside dimensions in mm.

Dimensions subject to errors and corrections!

SHEDULE FOR FOR RECTANGULAR BOXES

Length x Width x Height	Art. No.	HU in mm HU = Height bottom part	Design
140 x 90 x 17/8,5	**V5-36**	215[1.)]	B+H
141 x 44 x 14/7	**V5-37**	87,5[1.)]	B+K+H
142 x 72 x 25	**V5-65**	255[1.)]	B+K+H
142 x 80 x 23	**V5-66**	261[1.)]	B+K+H
145 x 90 x 40	**V5-67**	522[1.)]	B+K+H
145 x 105 x 20	**V3-75**	410	A+T[4.)]
145 x 112 x 68/50	**V4-86**	1.100[1.)]	A+H
145 x 112 x 87/69	**V4-87**	1.400[1.)]	A+H
149 x 129 x 65	**V4-88**	1.250	A+S
150 x 17 x 15	**V4-89**	38	B
150 x 90 x 27	**V5-68**	364	SCH+S
150 x 110 x 30	**V3-71**	495	A+T[4.)]
152 x 48,5 x 16	**V3-72**	118	B
152 x 92 x 41/16	**V3-73**	540[1.)]	B+H
153 x 106 x 25	**V4-90**	405	A+S
153 x 106 x 25	**V4-90SCH**	405	A+S+SCH
153 x 106 x 35	**V4-139**	576	SCH+A+S
153 x 106 x 45	**V4-140**	740	SCH+A+S
155 x 40 x 30	**V3-74**	185	B
155 x 105 x 25	**V5-69**	406	SCH
156 x 106 x 46/38	**V8-7**	760[1.)]	SCH+B+H[3.)]
158 x 97 x 28	**V5-70**	430[1.)]	SCH+S
160 x 74 x 10/5	**V5-98**	118[1.)]	B+K+H
160 x 74 x 25/20	**V5-99**	296[1.)]	B+K+H
160 x 74 x 40/20	**V5-100**	473[1.)]	B+K+H
160 x 111 x 10/5	**V5-101**	177[1.)]	B+K+H
160 x 111 x 25/20	**V5-102**	400[1.)]	B+K+H
160 x 111 x 40/20	**V5-103**	640[1.)]	B+K+H
160 x 160 x 40	**V20-16**	1.024	PP+F
163 x 129 x 13	**V3-76**	274	A
163 x 163 x 25	**V20-15**	664,22	PP+F
164 x 164 x 12	**V20-14**	322,75	PP+F
165 x 165 x 6	**V20-13**	163,35	PP+F
170 x 42 x 18/9	**V5-38**	129[1.)]	B+K+H
170 x 80 x 20	**V3-77**	270	A+T[4.)]
170 x 160 x10/5	**V5-54**	272[1.)]	B+K+H
170 x 160 x 25/20	**V5-55**	680[1.)]	B+K+H
170 x 160 x 40/20	**V5-56**	1.088[1.)]	B+K+H
172 x 75x 27	**V4-91**	348	A+S+R
172 x 82 x 27	**V5-72**	380[1.)]	SCH
173 x 111 x 25	**V4-92**	480	A+S
175 x 115 x 65	**LAB-BOX 4**	1.308	B
178 x 103 x 28	**V5-73**	513	SCH
180 x 103 x 13	**V7-1/1**	240	A+R[5.)]
183 x 103 x 33	**V8-18**	611	SCH
185 x 90 x 35	**V20-300**	582,75	PP+F
185 x 108 x 10	**8120307**	590	B+R+SCH[3.)]
185 x 108 x 29	**8120319**	590	B+R+SCH[3.)]
185 x 108 x 48	**8120321**	590	B+R+SCH[3.)]
186 x 20 x10	**V4-93**	37	A
188 x 90 x 29	**V5-74**	490	SCH
190 x 145 x 115	**V3-80**	3.150	A+R
193 x 26 x 9/4,5	**V5-39**	45[1.)]	B+K+H
193 x 73 x 23	**V4-94**	324	B
193 x 92 x 30	**V5-75**	532	SCH
194 x 30 x 11	**V3-81**	55	A+T[4.)]
195 x 54 x 36	**V4-95**	378	A+S
196 x 90 x 17/8,5	**V5-40**	300[1.)]	B+K+H
196 x 136 x 49	**V8-9**	1.300	B
196 x 137 x 28	**V4-96**	750	A

Length x Width x Height	Art. No.	HU in mm HU = Height bottom part	Design
197 x 95 x 28	**V3-82**	525	A+T[4.)]
198 x 154 x 75	**V3-83**	2.300	A+R
200 x 150 x 3	**V5-151**	90	B+K+H
200 x 150 x 20	**V5-152**	600	B+K+H
200 x 150 x 37	V5-153	1.100	B+K+H
200 x 170 x 35	**V3-84**	1.200	A+T[4.)]
200 x 200 x 40	**V20-28**	1.600	PP+F
201 x 100 x 14	**V4-100**	280	A+S
201 x 100 x 21	**V4-101**	420	A+S
201 x 100 x 35	**V4-102**	705	A+S
205 x 84 x 30	**V5-76**	516	SCH+S
205 x 95 x 45	**V8-10**	895	B (SCH)
205 x 205 x 25	**V20-27**	1.050,62	PP+F
207 x 207 x 12	**V20-26**	514,18	PP+F
208 x 208 x 6	**V20-25**	259,58	PP+F
210 x 75 x 50	**V8-11**	787[1.)]	SCH+B
210 x 100 x 24/12	**V5-41**	504[1.)]	B+K+H
212 x 108 x 33	**V5-77**	755	SCH
213 x 22 x 16/8	**V5-42**	75[1.)]	B+K+H
218 x 151 x 35	**V4-104**	1.150	A+S
219 x 152 x 25	**V4-105**	830	A+S
220 x 28 x 22	**V3-85**	170	A+T[4.)]
220 x 130 x 35/18	**V8-15**	1.000[1.)]	SCH+B+H[5.)]
220 x 153 x 25	**V4-106**	845	A+S+SCH
220 x 153 x 45	**V4-143**	1.514	SCH+A+S
222 x 116 x 116	**V3-86**	2.985	A+R
225 x 145 x 75	**V3-87**	2.450	A+T+S
228 x 42 x 18/9	**V5-44**	172[1.)]	B+K+H
230 x 60 x 16	**V5-133**	220,8	K
230 x 60 x 24	**V5-135**	331,2	K
230 x 60 x 36	**V5-134**	496,8	K
232 x 146 x 32	**V3-103**	1.080	A+T[4.]
235 x 175 x 90	**LAB-BOX 5**	3.701	B
240 x 206 x 57	**V4-107**	2.820	A+S
245 x 100 x 45	**V3-88**	1.100	A+T[4.)]
248 x 42 x 13	**V5-141**	135,4	K
248 x 48 x 30	**V3-89**	350	A+T[4.)]
260 x 260 x 25	**V20-23**	1.690	PP+F
261 x 238 x 20	**A1-1/25**	1.240	A
263 x 263 x 12	**V20-22**	830,02	PP+F
264 x 264 x 6	**V20-21**	418,17	PP+F
270 x 260 x 40	**V3-91**	2.800	A+T[4.)7.)]
280 x 110 x 35	**V3-104**	1.078	A+T[4.)7.)]
280 x 126 x 18	**V4-144**	775	A+S
280 x 126 x 28	**V4-145**	1.163	A+S
282 x 130 x 70	**A3-1**	2.560	A
282 x 130 x 90	**A3-3**	3.300	A
288 x 157 x 38	**V8-12**	1.720	B(SCH)
288 x 224 x 30	**V3-92**	1.930	A
292 x 160 x 16	**V8-14**	740[1.)]	SCH+B+H
295 x 166 x 21	**8120336**	740[1.)]	SCH+B+H
295 x 166 x 39	**8120348**	740[1.)]	SCH+B+H
295 x 166 x 57	**8120355**	740[1.)]	SCH+B+H
300 x 180 x 30	**V3-93**	1.600	A+T[4.)]
300 x 235 x 30	**V3-94**	2.100	A+T[4.)]
300 x 250 x 30	**V3-95**	2.200	A+T[4.)]
310 x 112 x 45	**V8-13**	1.560	SCH+B[3.)]
312 x 218 x 45	**V4-108**	3.060	A+S
325 x 215 x 24	**V4-109**	1.670	A+SCH
325 x 215 x 44	**V4-110**	3.060	A+SCH

Length x Width x Height	Art. No.	HU in mm HU = Height bottom part	Design
325 x 215 x 64	**V4-111**	4.450	A+SCH
349 x 203 x 36	**V3-98**	2.620	A+T[4.)]
355 x 235 x 130	**LAB-BOX 6**	10.845	B
420 x 300 x 30	**V3-99**	3.700	A+T[4.)]
448 x 228 x 30	**V3-100**	3.870	A+T[4.)]

Legend for design

- **A** Protruding top cover
- **B** Flush top cover
- **E** Insertable top cover
- **F** Film hinge
- **H** Dome lid
- **K** Ball hinged
- **PP** Polypropylene milky-white
- **R** Rounded edges
- **S** Stackable boxes
- **Sch** with hinges
- **T** Made of vacuum-formed foil
- **W** Wall attachment

1.) Due of the dome cap only limited use of the volume can be made.
2.) Design optional
3.) cf. chapter 4
4.) Please pay attention to minimum order quantities in the stated price list!
5.) cf. page 31
6.) Vacuum-formed top cover
7.) D+U=transparent, vacuum-formed box
8.) bottom grey, lid transparent
9.) bottom + lid grey

Usable inside dimensions in mm.

Dimensions subject to errors and corrections!

BALL HINGED BOXES

Each Box with **2 colour applications: Please advice whilst ordering!**
Possibility 1: Bottom black + Lid crystal clear, **Possibility 2:** Bottom + Lid crystal clear



Design

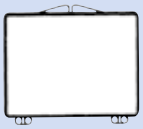

KL Ball hinge alongside

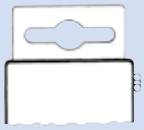

W Wall attachment

KB Ball hinge broadside

Length x Width x Height	Art. No.	HU in mm HU = Height bottom part	Design
27 x 27 x 8	**V 5-1**	4	KL
27 x 27 x 11	**V 5-2**	7	KL
27 x 27 x 13	**V 5-3**	6,5	KL
27 x 27 x 17	**V 5-4**	13	KL
27 x 27 x 20	**V 5-5**	13	KL
27 x 27 x 26	**V 5-6**	13	KL
35 x 30 x 16	**V 5-7**	8	KB
35 x 30 x 22	**V 5-8**	14	KB
35 x 30 x 28	**V 5-9**	14	KB
40 x 39 x 33	**V5-139**	12	KL
41 x 41 x 28	**V 5-10**	14	KL
41 x 41 x 17	**V 5-90**	14	KL
41 x 41 x 24	**V 5-91**	14	KL
43 x 43 x 6	**V 5-92**	3	KL
43 x 43 x 13	**V 5-93**	10	KL
43 x 43 x 20	**V 5-94**	10	KL
48 x 29 x 16	**V 5-11**	8	KB
48 x 29 x 21	**V 5-12**	13	KB
48 x 29 x 26	**V 5-13**	13	KB
50 x 50 x 12	**V 5-111**	6	KB
50 x 50 x 20	**V 5-112**	14	KB
50 x 50 x 28	**V 5-113**	14	KB
50 x 50 x 31	**V 5-114**	25	KB
50 x 50 x 39	**V 5-115**	25	KB
50 x 50 x 50	**V 5-116**	25	KB
55 x 38 x 10	**V 5-14 (W)**	5	KL (W)
55 x 38 x 14	**V 5-15**	7	KB
55 x 38 x 18	**V 5-16 (W)**	13	KL (W)
55 x 38 x 26	**V 5-17**	13	KL
60 x 25 x 11	**V 5-18**	5,5	KB
65 x 65 x 6	**V 5-95**	3	KL
65 x 65 x 10	**V 5-96**	7	KL
65 x 65 x 14	**V 5-19**	7	KL
65 x 65 x 16	**V 5-97**	13	KL
65 x 65 x 20	**V 5-20**	13	KL
65 x 65 x 26	**V 5-21**	13	KL
67 x 16 x 8	**V 5-22**	4	KL
70 x 45 x 12	**V 5-142**	6	KL
70 x 45 x 14	**V 5-23**	7	KB

Length x Width x Height	Art. No.	HU in mm HU = Height bottom part	Design
70 x 45 x 19	**V 5-132**	13	KL
70 x 45 x 24	**V 5-140**	12	KL
70 x 45 x 26	**V 5-143**	13	KL
74 x 74 x 13	**V 5-24**	6,5	KL
74 x 74 x 26	**V 5-25**	19,5	KL
74 x 74 x 39	**V 5-26**	19,5	KL
77 x 55 x 12	**V 5-27 (W)**	6	KL (W)
77 x 55 x 19	**V 5-28 (W)**	13	KL (W)
77 x 55 x 26	**V 5-29**	13	KL
78 x 30 x 10	**V 5-51**	5	KL
78 x 30 x 18	**V 5-52**	13	KL
78 x 30 x 26	**V 5-53**	13	KL
86 x 54 x 5	**V 5-105**	2,5	KL
86 x 54 x 24	**V 5-106**	21,5	KL
86 x 54 x 35	**V 5-107**	32,5	KL
86 x 54 x 44	**V 5-108**	22	KL
86 x 54 x 55	**V 5-109**	32,5	KL
86 x 54 x 66	**V 5-110**	32,5	KL
95 x 95 x 14	**V 5-57**	7	KL
95 x 95 x 29	**V 5-121**	22	KL
95 x 95 x 44	**V 5-122**	22	KL
100 x 60 x 12	**V 5-58**	6	KB
104 x 74 x 12	**V 5-45**	6	KL
104 x 74 x 22	**V 5-46**	16	KL
104 x 74 x 32	**V 5-47**	16	KL
111 x 52 x 12	**V 5-117**	6	KL
111 x 52 x 21	**V 5-118**	15	KL
111 x 52 x 30	**V 5-119**	15	KL
117 x 90 x 8	**V 5-30**	4	KL
117 x 90 x 21	**V 5-31**	17	KL
117 x 90 x 34	**V 5-32**	17	KL
117 x 90 x 49	**V 5-145**	45	KL
120 x 40 x 12	**V 5-48**	6	KL
120 x 40 x 16	**V 5-49**	10	KL
120 x 40 x 20	**V 5-50**	10	KL
121 x 121 x 3	**V 5-120**	1,5	KB
121 x 121 x 8,5	**V 5-123**	7	KB
121 x 121 x 14	**V 5-124**	7	KB
121 x 121 x 23,5	**V 5-125**	22	KB

Length x Width x Height	Art. No.	HU in mm HU = Height bottom part	Design
121 x 121 x 29,5	**V 5-126**	22	KB
121 x 121 x 44	**V 5-127**	22	KB
130 x 32 x 14	**V 5-33**	7	KL
130 x 65 x 14	**V 5-128**	7	KB
130 x 65 x 29	**V 5-129**	22	KB
130 x 65 x 44	**V 5-130**	22	KB
138 x 44 x 14	**V 5-34**	7	KL
138 x 44 x 21	**V 5-35**	14	KL
138 x 44 x 28	**V 5-144**	14	KL
140 x 90 x 17	**V 5-36**	8,5	KL
141 x 44 x 14	**V 5-37**	7	KL
160 x 74 x 10	**V 5-98**	5	KL
160 x 74 x 25	**V 5-99**	20	KL
160 x 74 x 40	**V 5-100**	20	KL
160 x 111 x 10	**V 5-101**	5	KL
160 x 111 x 25	**V 5-102**	20	KL
160 x 111 x 40	**V 5-103**	20	KL
170 x 42 x 18	**V 5-38**	9	KL
170 x 160 x 10	**V 5-54**	5	KL
170 x 160 x 25	**V 5-55**	20	KL
170 x 160 x 40	**V 5-56**	20	KL
193 x 26 x 9	**V 5-39**	4,5	KL
196 x 90 x 17	**V 5-40**	8,5	KL
200 x 150 x 3	**V 5-151**	1,5	KL
200 x 150 x 20	**V 5-152**	18,5	KL
200 x 150 x 37	**V 5-153**	18,5	KL
210 x 100 x 24	**V 5-41**	12	KL
213 x 22 x 16	**V 5-42**	8	KL
214 x 23 x 12	**V 5-149**	8	KL
228 x 42 x 18	**V 5-44**	9	KL
230 x 60 x 16	**V 5-133**	8	KL
230 x 60 x 24	**V 5-135**	16	KL
230 x 60 x 36	**V 5-134**	16	KL
248 x 42 x 13	**V 5-141**	6,5	KL

Usable inside dimensions in mm.

Dimensions subject to errors and corrections!

INSERTS FOR BALL HINGED BOXES WITH ROUND COMPARTMENTS (boxes see page 13)



Dimensions	Art. No.	Suited for box
Ø 20 x 2	2445660	V 5-15
Ø 20 x 3,5	2445664	V 5-92
Ø 26 x 3,5	2445665	V 5-92
Ø 26 x 4,5	2445667	V 5-19
Ø 31 x 3,5	2445666	V 5-92
Ø 36 x 4	2445661	V 5-95

Dimensions	Art. No.	Suited for box
Ø 36 x 4,5	2445668	V 5-19
Ø 41 x 4	2445662	V 5-95
Ø 45 x 3	2445670	V 5-19
Ø 50 x 4	2445663	V 5-95
Ø 50 x 5	2445659	V 5-24
Ø 80 x 10	2445658	V 5-57

INSERTS FOR BALL HINGED BOXES WITH RECTANGULAR COMPARTMENTS (boxes see page 13)

Art. No. **2423210**
Suited for box **V 5-36**
4 compartments



Art. No. **2445654**
Suited for box **V 5-54**
25 compartments

Art. No. **2445653**
Suited for box **V 5-54**
16 compartments



Art. No. **2445652**
Suited for box **V 5-54**
9 compartments



Art. No. **2445655**
Suited for box **V 5-55**
6 compartments



Art. No. **2445656**
Suited for box **V 5-55**
6 compartments



Art. No. **2445657**
Suited for box **V 5-55**
12 compartments



Art. No. **V30-28**
Dimensions 170 x 160 x 25 mm
12 compartmeants each 55 x 38 mm

BALL HINGED BOXES WITH FIXED COMPARTMENTS

Overall dimensions
98 x 93 x 33 mm

Overall dimensions
163 x 120 x 29 mm



Overall dimensions
163 x 120 x 29 mm

Outside dimensions
117 x 90 x 18 mm

DENTAL-BRACKET-BOX

Dimensions 117 x 90 x 8 mm
20 round compartments, Ø 13 x 10 (5 mm deep)

SMD-ASSORTMENT-BOX

Dimensions Box V5-27: 77 x 55 x 12 mm
35 round compartments, Ø 7 x 6 mm

Usable inside dimensions in mm.

Dimensions subject to errors and corrections!

HYGIENE AND MASK BOXES

HYGIENE BOX 185 x 90 x 35 mm with print
Art. No. 8900162

MASK BOX 185 x 90 x 35 mm with print
Art. No. 8900161

SQUARE HINGED BOXES made of break-proof Polypropylene, for the dispatch of sensitive components.
With film hinge and sturdy snap-in lock (Dimensions and corner radius to be specified).

Inside dimensions	Art. No.
22 x 22 x 8	**V20-1**
35 x 35 x 12	**V20-3**
35 x 35 x 25	**V20-50**
36 x 36 x 8	**V20-24**
37 x 37 x 4	**V20-2**
47 x 47 x 19	**V20-5**
49 x 49 x 6	**V20-4**
58 x 58 x 40	**V20-43**
60 x 60 x 25	**V20-42**
62 x 62 x 12	**V20-41**
63 x 63 x 6	**V20-40**
67 x 67 x 26	**V20-8**
67 x 67 x 40	**V20-51**

Inside dimensions	Art. No.
69 x 69 x 12	**V20-7**
70 x 70 x 6	**V20-6**
86 x 86 x 40	**V20-55**
88 x 88 x 25	**V20-54**
91 x 91 x 12	**V20-53**
92 x 92 x 6	**V20-52**
100 x 100 x 40	**V20-12**
101 x 101 x 25	**V20-11**
103 x 103 x 12	**V20-10**
105 x 105 x 6	**V20-9**
127 x 127 x 40	**V20-20**
130 x 130 x 25	**V20-19**
132 x 132 x 12	**V20-18**

Inside dimensions	Art. No.
133 x 133 x 6	**V20-17**
160 x 160 x 40	**V20-16**
163 x 163 x 25	**V20-15**
164 x 164 x 12	**V20-14**
165 x 165 x 6	**V20-13**
200 x 200 x 40	**V20-28**
205 x 205 x 25	**V20-27**
207 x 207 x 12	**V20-26**
208 x 208 x 6	**V20-25**
260 x 260 x 25	**V20-23**
263 x 263 x 12	**V20-22**
264 x 264 x 6	**V20-21**

PP UNI BOXEN

Inside dimensions	Art. No.
32x32x8	**V20-200**
55x39x10	**V20-201**
66x47x13	**V20-202**
92x65x17	**V20-203**
111x78x26	**V20-204**
134x95x30	**V20-205**

conductive box
see page 97

SQUARE HINGED BOXES made of PP for dispatch

Inside dimensions	Art. No.
52 x 36 x 5	**V20-70**
69 x 18 x 7	**V20-72**
69 x 18 x 25	**V20-71**

Inside dimensions	Art. No.
82 x 31 x 11	**V20-73**
107 x 53 x 18	**V20-75**
107 x 53 x 40	**V 20-74**

Inside dimensions	Art. No.
138 x 82 x 27	**V 20-77**
138 x 82 x 40	**V20-76**
185 x 90 x 35	**V20-300**

GEL-BOXES





Inside dimensions	Art. No.
51 x 51 x 7	**8520126**
71 x 51 x 11	**8520127**
81 x 81 x 8,5	**8520128**

Usable inside dimensions in mm.

Dimensions subject to errors and corrections!

BOXES WITH COMPARTMENTS



Art. No.	**V 6-21**
Outside dimensions	144 x 74 x 36
loose gridded insert 20 mm high with	
50 holes	
12.5 x 12.5 for ampoules	

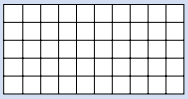

Art. No.	**V 6-6**
Outside dimensions	100 x 73 x 16
3 compartments	69 x 31 x 11

Art. No.	**V 6-8**
Outside dimensions	113 x 59 x 23
4 compartments	

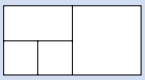

Art. No.	**V 6-9**
Outside dimensions	113 x 59 x 23
4 compartments	53 x 25 x 20

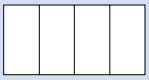

Art. No.	**V 6-7**
Outside dimensions	160 x 58 x 20
12 compartments	23 x 23 x 16

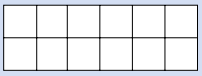

Art. No.	**V 6-5**
Outside dimensions	71 x 55 x 13
12 compartments	25 x 10 x 10

Art. No.	**V 6-11**
Outside dimensions	47 x 47 x 15
4 compartments	20 x 20 x 12

Art. No.	**V 6-4**
Outside dimensions	55 x 45 x 7
6 compartments	19 x 15 x 5

Art. No.	**V 6-18**
Outside dimensions	170 x 137 x 16
32 compartments	31 x 19 x 13
Partition height	6.5 mm



Art. No.	**V 6-10**
Outside dimensions	133 x 102 x 9
3 compartments	49 x 40 x 5
3 compartments	42 x 40 x 5

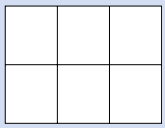

Art. No.	**V 6-16**
Outside dimensions	100 x 100 x 30
4 compartments	46 x 46 x 28

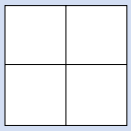

Art. No.	**V 6-14**
Outside dimensions	100 x 100 x 30
3 compartments	95 x 30 x 28



Art. No.	**V 6-15**
Outside dimensions	100 x 100 x 30
2 compartments	95 x 46 x 28



Art. No.	**V 6-17**
Outside dimensions	107 x 89 x 51
6 selective cups with top cover	
	37 x 29 x 43

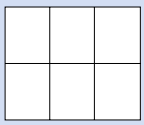

FREEZER BOXES for laboratories



Art. No. in PS	**V 6-21**	**V 6-22**
Art. No. in PP	**V6-21-9-9-11-11**	**V6-22-9-9-11-11**
Inside dimensions	140 x 70 x 36/17	140 x 70 x 44/17
50 compartments	12,5 x 12,5 x 21	12,5 x 12,5 x 21

Usable inside dimensions in mm.

Dimensions subject to errors and corrections!

INSERTS / FLAT CASES plus LID

Art. No. **V 7-1/9** without lid
Art. No. **V 7-1/1** with lid
1 compartment
Outside dimensions case: 182 x 106 x 15
Lid : 182,5 x 107 x 5,5
Height bottom: 13,4 inside

Art. No. **V 7-2/9** without lid
Art. No. **V 7-2/1** with lid
3 compartments
Outside dimensions case: 182 x 106 x 15
Lid : 182,5 x 107 x 5,5
Height bottom: 13,4 inside

Art. No. **V 7-3/9** without lid
Art. No. **V 7-3/1** with lid
4 compartments
Outside dimensions case: 182 x 106 x 15
Lid : 182,5 x 107 x 5,5
Height bottom: 13,4 inside

Art. No. **V 7-7/9** without lid
Art. No. **V 7-7/1** with lid
9 compartments
Outside dimensions case: 182 x 106 x 15
Lid : 182,5 x 107 x 5,5
Height bottom: 13,4 inside

Art. No. **V 7-9/9** without lid
Art. No. **V 7-9/1** with lid
15 compartments
Outside dimensions case: 182 x 106 x 15
Lid : 182,5 x 107 x 5,5
Height bottom: 13,4 inside

Art. No. **V 7-11/9** without lid
Art. No. **V 7-11/1** with lid
25 compartments
Outside dimensions case: 182 x 106 x 15
Lid : 182,5 x 107 x 5,5
Height bottom: 13,4 inside

Art.-Nr. **V 7-10/9** without lid
Art.-Nr. **V 7-10/1** with lid
24 compartments
Outside dim. case: 182 x 106 x 15
other dimensions see above

Art.-Nr. **V 7-12/9** without lid,
made of vacuum-formed foil material,
36 compartments
Outside dim.: 180 x 105 x 16,
Inside compartments : 22 x 16 x 15

Insert as drawer for combined cabinet No A 1-3 grey, height of cabinet variable.
Order instructions:
Cabinet A 1-3, specify height (number of inserts)
+ Art. No. of inserts

Usable inside dimensions in mm.

Dimensions subject to errors and corrections!

PROMOTION BOXES

CRYSTAL CLEAR STACKABLE BOXES e.g. for laboratories

Art.-No	**LAB-Box 1**	Art.-No	**LAB-Box 4**
Inside dimensions	55 x 40 x 43	Inside dimensions	175 x 115 x 65
Art.-No	**LAB-Box 2**	Art.-No	**LAB-Box 5**
Inside dimensions	85 x 55 x 43	Inside dimensions	235 x 175 x 90
Art.-No	**LAB-Box 3**	Art.-No	**LAB-Box 6**
Inside dimensions	115 x 85 x 43	Inside dimensions	355 x 235 x 130

PLATE FOR WALL PLASTER SPECIMEN



Trays for wall plaster specimen

Outside dimensions = Art. No.
51/37/5
66/41/3
77/46/6
82/52/5*
101/74/5
101/74/8
120/80/9
166/133/15
169/135/8
182/107/15**

Outside dimensions = Art. No.
184/76/5
186/110/7*
203/143/11
296/232/14
*only black
** with rounded corners

CRYSTAL CLEAR STACKABLE BOXES e.g. for laboratories



Art.-No.	Inside dimensions	Colour	Material
2449494	160 x 110 x 40	crystal clear	Acryl
2449495	155 x 70 x 70	crystal clear	Acryl
2449496	117 x 117 x 119	crystal clear	Acryl

Art.-No.	Inside dimensions	Colour	Material
2449497	188 x 140 x 68	crystal clear	Acryl
2449498	240 x 180 x 80	crystal clear	Acryl

Usable inside dimensions in mm.

Dimensions subject to errors and corrections!

Enclosed membrane



Membrane boxes auf Licefa.de

Dimensions subject to errors and corrections!

OVERVIEW TABLE/MEMBRANE BOXES

SMALL-SIZED RECTANGULAR MEMBRANE BOXES

Outside dimensions	Design	Art. No.	Colour	
34 x 34 x 25	SCH	**8520061**	crystal clear	ECO
38 x 38 x 16	ST	**8520062**	crystal clear	ECO
38 x 38 x 16	ST	**8520124**	neon blue	ECO
38 x 38 x 16	ST	**8520122**	neon yellow	ECO
38 x 38 x 17	ST	**8520063**	crystal clear	ECO
39 x 39 x 18	ST	**8520020**	neon red	PREMIUM
39 x 39 x 18	ST	**8520094**	vaporised	PREMIUM*
50 x 50 x 16	SCH + V	**8520125**	crystal clear	ECO
50 x 50 x 25	SCH + V	**8520064**	crystal clear	ECO
50 x 50 x 25	SCH + V + E	**8520065**	crystal clear	ECO
50 x 50 x 25	SCH + V	**8520021**	crystal clear	PREMIUM

Outside dimensions	Design	Art. No.	Colour	
55 x 55 x 25	ST	**8520006**	crystal clear	ECO
55 x 55 x 25	ST	**8520066**	crystal clear	ECO
55 x 55 x 25	SCH	**8520067**	crystal clear	ECO
75 x 50 x 16	SCH + V	**8520022**	crystal clear	PREMIUM
75 x 50 x 25	SCH + V	**8520023**	crystal clear	PREMIUM
75 x 75 x 16	SCH + V	**8520024**	crystal clear	PREMIUM
75 x 75 x 25	SCH + V	**8520068**	crystal clear	ECO
75 x 75 x 30	ST	**8520008**	crystal clear	ECO
80 x 40 x 18	ST	**8520009**	crystal clear	ECO
80 x 42 x 20	ST	**8520069**	crystal clear	ECO

Designs:
SCH = Hinge | V = Closure | ST = snap-on lid | E = Vacuum-formed inlays
* ESD

MEDIUM-SIZED RECTANGULAR MEMBRANE BOXES Designs: SCH + V

Outside dimensions	Art. No.	Colour	
100 x 50 x 16	**8520095**	crystal clear	PREMIUM
100 x 50 x 30	**8520070**	crystal clear	ECO
100 x 50 x 50	**8520096**	crystal clear	PREMIUM
100 x 75 x 25	**8520097**	crystal clear	PREMIUM
100 x 75 x 30	**8520071**	crystal clear	ECO
100 x 75 x 50	**8520091**	crystal clear	ECO
100 x 100 x 25	**8520099**	crystal clear	PREMIUM
100 x 100 x 30	**8520072**	crystal clear	ECO
100 x 100 x 35	**8520100**	crystal clear	PREMIUM

Outside dimensions	Art. No.	Colour	
100 x 100 x 50	**8520073**	crystal clear	ECO
100 x 100 x 75	**8520102**	crystal clear	PREMIUM
125 x 50 x 25	**8520103**	crystal clear	PREMIUM
125 x 75 x 25	**8520074**	crystal clear	ECO
125 x 75 x 35	**8520105**	crystal clear	PREMIUM
125 x 100 x 30	**8520075**	crystal clear	ECO
125 x 125 x 50	**8520076**	crystal clear	ECO
125 x 125 x 75	**8520077**	crystal clear	ECO

Designs:
SCH = Hinge | V = Closure

LARGE-SIZED RECTANGULAR MEMBRANE BOXES Designs: SCH + V

Outside dimensions	Art. No.	Colour	
150 x 50 x 25	**8520078**	crystal clear	ECO
150 x 75 x 25	**8520107**	crystal clear	PREMIUM
150 x 100 x 16	**8520108**	crystal clear	PREMIUM
150 x 100 x 70	**8520109**	crystal clear	PREMIUM
150 x 125 x 50	**8520079**	crystal clear	ECO
150 x 150 x 65	**8520110**	crystal clear	PREMIUM
150 x 150 x 100	**8520080**	crystal clear	ECO
175 x 75 x 50	**8520081**	crystal clear	ECO
175 x 100 x 50	**8520111**	crystal clear	PREMIUM
175 x 125 x 50	**8520112**	crystal clear	PREMIUM
175 x 150 x 50	**8520113**	crystal clear	PREMIUM
175 x 175 x 25	**8520082**	crystal clear	ECO
180 x 54 x 30	**8520092**	crystal clear	ECO
200 x 50 x 25	**8520083**	crystal clear	ECO

Outside dimensions	Art. No.	Colour	
200 x 100 x 050	**8520084**	crystal clear	ECO
200 x 150 x 100	**8520115**	crystal clear	PREMIUM
200 x 200 x 50	**8520121**	crystal clear	PREMIUM
225 x 175 x 75	**8520085**	crystal clear	ECO
250 x 75 x 25	**8520086**	crystal clear	ECO
250 x 200 x 50	**8520087**	crystal clear	ECO
275 x 100 x 50	**8520088**	crystal clear	ECO
275 x 200 x 200	**8520116**	crystal clear	PREMIUM
300 x 50 x 50	**8520117**	crystal clear	PREMIUM
300 x 75 x 25	**8520089**	crystal clear	ECO
300 x 100 x 100	**8520118**	crystal clear	PREMIUM
300 x 150 x 50	**8520119**	crystal clear	PREMIUM
300 x 150 x 75	**8520120**	crystal clear	PREMIUM
300 x 300 x 50	**8520090**	crystal clear	ECO

Designs:
SCH = Hinge | V = Closure

ROUND MEMBRANE BOXES

Outside dimensions	Design	Art. No.	Colour	
Ø 45 x 16	ST	**8520010**	crystal clear	PREMIUM
Ø 76 x 8	SCH + V	**8520057**	crystal clear	PREMIUM
Ø 76 x 16	SCH + V	**8520058**	crystal clear	PREMIUM
Ø 76 x 24	SCH + V	**8520059**	crystal clear	PREMIUM
Ø 76 x 32	SCH + V	**8520060**	crystal clear	PREMIUM
Ø 82 x 40	SCH + V	**8520093**	crystal clear	PREMIUM

Designs: SCH = Hinge | V = Closure | ST = snap-on lid

Usable inside dimensions in mm.

Dimensions subject to errors and corrections!



SMALL-SIZED RECTANGULAR MEMBRANE BOXES

Outside dimensions	Design	Art. No.	Colour	
34 x 34 x 25	SCH	**8520061**	crystal clear	ECO
38 x 38 x 16	ST	**8520062**	crystal clear	ECO
38 x 38 x 16	ST	**8520124**	neon blue	ECO
38 x 38 x 16	ST	**8520122**	neon yellow	ECO
38 x 38 x 17	ST	**8520063**	crystal clear	ECO
39 x 39 x 18	ST	**8520020**	neon red	PREMIUM
39 x 39 x 18	ST	**8520094**	vaporised	PREMIUM*
50 x 50 x 16	SCH + V	**8520125**	crystal clear	ECO
50 x 50 x 25	SCH + V	**8520064**	crystal clear	ECO
50 x 50 x 25	SCH + V + E	**8520065**	crystal clear	ECO
50 x 50 x 25	SCH + V	**8520021**	crystal clear	PREMIUM

Outside dimensions	Design	Art. No.	Colour	
55 x 55 x 25	ST	**8520006**	crystal clear	ECO
55 x 55 x 25	ST	**8520066**	crystal clear	ECO
55 x 55 x 25	SCH	**8520067**	crystal clear	ECO
75 x 50 x 16	SCH + V	**8520022**	crystal clear	PREMIUM
75 x 50 x 25	SCH + V	**8520023**	crystal clear	PREMIUM
75 x 75 x 16	SCH + V	**8520024**	crystal clear	PREMIUM
75 x 75 x 25	SCH + V	**8520068**	crystal clear	ECO
75 x 75 x 30	ST	**8520008**	crystal clear	ECO
80 x 40 x 18	ST	**8520009**	crystal clear	ECO
80 x 42 x 20	ST	**8520069**	crystal clear	ECO

Designs:
SCH = Hinge | V = Closure | ST = snap-on lid | E = Vacuum-formed inlays
* ESD

Usable inside dimensions in mm.

Dimensions subject to errors and corrections!

MEDIUM-SIZED RECTANGULAR MEMBRANE BOXES Designs: SCH + V

Outside dimensions	Art. No.	Colour	
100 x 50 x 16	**8520095**	crystal clear	PREMIUM
100 x 50 x 30	**8520070**	crystal clear	ECO
100 x 50 x 50	**8520096**	crystal clear	PREMIUM
100 x 75 x 25	**8520097**	crystal clear	PREMIUM
100 x 75 x 30	**8520071**	crystal clear	ECO
100 x 75 x 50	**8520091**	crystal clear	ECO
100 x 100 x 25	**8520099**	crystal clear	PREMIUM
100 x 100 x 30	**8520072**	crystal clear	ECO
100 x 100 x 35	**8520100**	crystal clear	PREMIUM

Outside dimensions	Art. No.	Colour	
100 x 100 x 50	**8520073**	crystal clear	ECO
100 x 100 x 75	**8520102**	crystal clear	PREMIUM
125 x 50 x 25	**8520103**	crystal clear	PREMIUM
125 x 75 x 25	**8520074**	crystal clear	ECO
125 x 75 x 35	**8520105**	crystal clear	PREMIUM
125 x 100 x 30	**8520075**	crystal clear	ECO
125 x 125 x 50	**8520076**	crystal clear	ECO
125 x 125 x 75	**8520077**	crystal clear	ECO

Designs:
SCH = Hinge | V = Closure

Usable inside dimensions in mm.

Dimensions subject to errors and corrections!

LARGE-SIZED RECTANGULAR MEMBRANE BOXES Designs: SCH + V

Outside dimensions	Art. No.	Colour		Outside dimensions	Art. No.	Colour	
150 x 50 x 25	**8520078**	crystal clear	ECO	200 x 100 x 050	**8520084**	crystal clear	ECO
150 x 75 x 25	**8520107**	crystal clear	PREMIUM	200 x 150 x 100	**8520115**	crystal clear	PREMIUM
150 x 100 x 16	**8520108**	crystal clear	PREMIUM	200 x 200 x 50	**8520121**	crystal clear	PREMIUM
150 x 100 x 70	**8520109**	crystal clear	PREMIUM	225 x 175 x 75	**8520085**	crystal clear	ECO
150 x 125 x 50	**8520079**	crystal clear	ECO	250 x 75 x 25	**8520086**	crystal clear	ECO
150 x 150 x 65	**8520110**	crystal clear	PREMIUM	250 x 200 x 50	**8520087**	crystal clear	ECO
150 x 150 x 100	**8520080**	crystal clear	ECO	275 x 100 x 50	**8520088**	crystal clear	ECO
175 x 75 x 50	**8520081**	crystal clear	ECO	275 x 200 x 200	**8520116**	crystal clear	PREMIUM
175 x 100 x 50	**8520111**	crystal clear	PREMIUM	300 x 50 x 50	**8520117**	crystal clear	PREMIUM
175 x 125 x 50	**8520112**	crystal clear	PREMIUM	300 x 75 x 25	**8520089**	crystal clear	ECO
175 x 150 x 50	**8520113**	crystal clear	PREMIUM	300 x 100 x 100	**8520118**	crystal clear	PREMIUM
175 x 175 x 25	**8520082**	crystal clear	ECO	300 x 150 x 50	**8520119**	crystal clear	PREMIUM
180 x 54 x 30	**8520092**	crystal clear	ECO	300 x 150 x 75	**8520120**	crystal clear	PREMIUM
200 x 50 x 25	**8520083**	crystal clear	ECO	300 x 300 x 50	**8520090**	crystal clear	ECO

Designs:
SCH = Hinge | V = Closure

For membrane boxes in dental design please refer to **page 111 in Chapter 9.**

Usable inside dimensions in mm.

MEMBRANE BOXES

SORTING BOX + MEMBRANE HOLDER

Sorting box MD 1248.1/1247.B

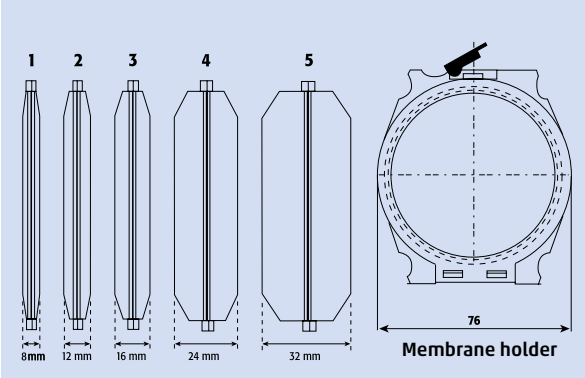

Serial no.	Art. No.	Designation	Length x Width outside in mm	Diameter outside mm	Height outside mm	Number of frames per box	Weight in grams
	MD 1248.1/1247.B	Box with grid for frames	275 x 98		90		253
1	**MH 8.76**	Flat membrane holder		76	8	25	12,5
2	**MH 12.76**	Membrane holder		76	12	17	13
3	**MH 16.76**	Membrane holder		76	16	12	15
4	**MH 24.76**	Membrane holder		76	24	8	18
5	**MH 32.76**	High membrane holder		76	32	6	21

SORTING BOX + DIAPHRAGM INSERTS WITH COMPARTMENTS



Art. No. **V3-36**

Case with 3 diaphragm inserts



Art. No. **V3-37**

Case with 5 diaphragm inserts

* Art-No. for Box without inserts. Please order insert seperately.

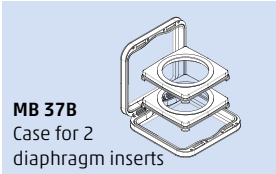

MB 37B
Case for 2 diaphragm inserts

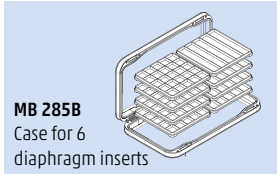

MB 285B
Case for 6 diaphragm inserts

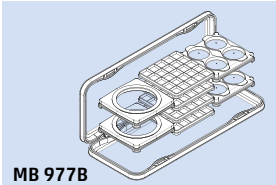

MB 977B
Case for 6 diaphragm inserts

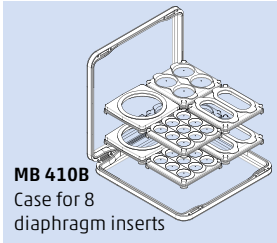

MB 410B
Case for 8 diaphragm inserts

MEMBRANE HOLDER 75 x 75 x 10 mm outside, with 1, 2, 4 or 9 round compartments and one lid each

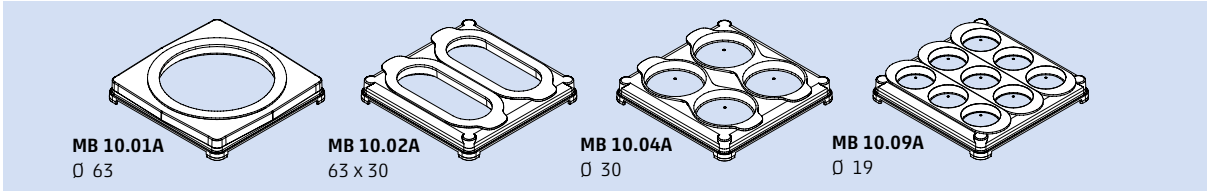

MB 10.01A
Ø 63

MB 10.02A
63 x 30

MB 10.04A
Ø 30

MB 10.09A
Ø 19

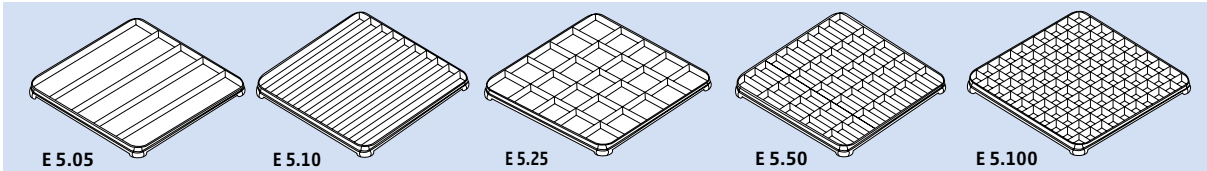

E 5.05
Compartment 69 x 13 x 3,7

E 5.10
Compartment 69 x 6 x 3,7

E 5.25
Compartment 13 x 13 x 3,7

E 5.50
Compartment 13 x 6 x 3,7

E 5.100
Compartment 6 x 6 x 3,7

Usable inside dimensions in mm.

Dimensions subject to errors and corrections!

Compartments = Inside dimensions

Lid made of Polycarbonate, clear (PC) extremely impact resistant, on request

Modern Art of Assortment Cases

- 4 new generations
- Each available in different heights
- Corporate Design
- Trendy colours
- Available with standard inserts

Assortment cases on Licefa.de

SMALL ASSORTMENT BOXES (FLAT)
TYPE SOK 108, 009/009

ESD design

conductive box
see page 98

Outside dimensions	190 x 126 x 18
Inside dimensions	185 x 108 x 10

COLOUR VARIANTS

Art. No. **8120297**
Colours: Ⓣ ○

Art. No. **8120299**
Colours: Ⓣ ●

Art. No. **8120301**
Colours: Ⓣ ●

Art. No. **8120303**
Colours: Ⓣ ●

Art. No. **8120305**
Colours: Ⓣ ●

Art. No. **8120307**
Colours: Ⓣ Ⓣ

VACUUM FORMING INSERTS (transparent)

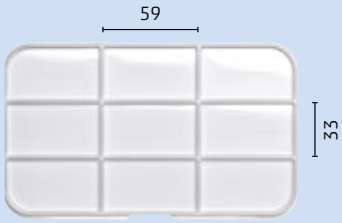

Art. No.	**2448390**
Outside dimensions	185 x 111 x 11
Colours	Ⓣ cystal clear
Compartments	9

Art. No.	**2448391**
Outside dimensions	185 x 111 x 11
Colours	Ⓣ cystal clear
Compartments	15

Art. No.	**2448392**
Outside dimensions	185 x 111 x 11
Colours	Ⓣ cystal clear
Compartments	24

Usable inside dimensions in mm.

Ⓣ = transparent

Dimensions subject to errors and corrections!

SMALL ASSORTMENT BOXES (MEDIUM)
TYPE SOK 108, 028/009

ESD design

conductive box
see page 98

Outside dimensions	190 x 126 x 37
Inside dimensions	185 x 108 x 29

COLOUR VARIANTS

Art. No. **8120311**
Colours: Ⓣ

Art. No. **8120313**
Colours: Ⓣ

Art. No. **8120315**
Colours: Ⓣ

Art. No. **8120317**
Colours: Ⓣ

Art. No. **8120319**
Colours: ⓉⓉ

Art. No. **8120309**
Colours: Ⓣ

Art. No. **8120368**
Colours: Ⓣ

VACUUM FORMING INSERTS (white)

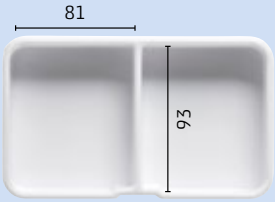

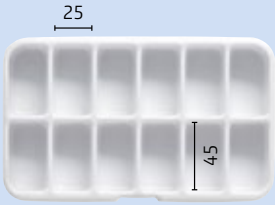

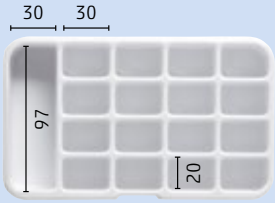

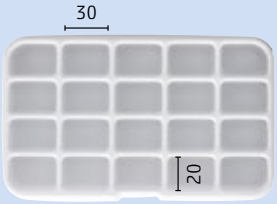

Art. No.	**2448788**
Outside dimensions	185 x 108 x 29
Colours	○ white
Compartments	2

Art. No.	**2448789**
Outside dimensions	185 x 108 x 29
Colours	○ white
Compartments	12

Art. No.	**2448790**
Outside dimensions	185 x 108 x 29
Colours	○ white
Compartments	17

Art. No.	**2448791**
Outside dimensions	185 x 108 x 29
Colours	○ white
Compartments	20

Usable inside dimensions in mm.

Dimensions subject to errors and corrections!

ASSORTMENT BOXES (MEDIUM AND HIGH)

Medium Assortment Box:

Type SOK 108, 028/009

Outside dimensions 190 x 126 x 37

Inside dimensions 185 x 108 x 29

High Assortment Box:

Type SOK 108, 028/028

Outside dimensions 190 x 126 x 56

Inside dimensions 185 x 108 x 48

Insert for boxes of medium height

2 inserts per box possible

9 inserts = refer to page 17 V 7-.../9



Art. No. **V7-1/9**



Art. No. **V7-2/9**

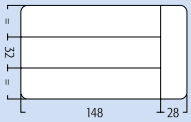

Art. No. **V7-3/9**

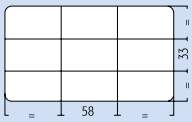

Art. No. **V7-7/9**

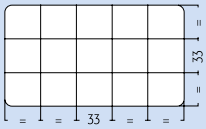

Art. No. **V7-9/9**

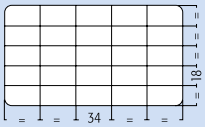

Art. No. **V7-11/9**

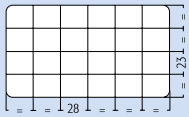

Art. No. **V7-10/9**

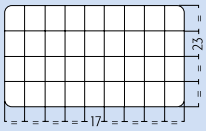

Art. No. **V7-12/9**

With foam padding for 2 inlays in box. Please enquire separately.

HIGH ASSORTMENT BOX / COLOUR VARIATIONS

Art. No. **8120322**

Colours: Ⓣ

Art. No. **8120323**

Colours: Ⓣ

Art. No. **8120321**

Colours: ⓉⓉ

Usable inside dimensions in mm.

Compartments = Inside dimensions

Dimensions subject to errors and corrections!

LARGER ASSORTMENT BOXES boxes with two locks

SOK 166, 014/014 Flat
SOK 166, 032/014 Medium
SOK 166, 032/032 High

In 3 heights
Inside dimensions 21, 39, 57 x 295 x 166 mm

ESD design
conductive box
see page 98

Usable inside dimensions in mm. Compartments = Inside dimensions

LARGE ASSORTMENT CASE (FLAT) with two lock rings
TYPE SOK 166.014/014

COLOUR VARIATIONS

Art. No. **8120339**
Colours: T

Art. No. **8120338**
Colours: T

Art. No. **8120336**
Colours: T T

Art. No. **8120337**
Colours: T

Art. No. **8120341**
Colours: T

Art. No. **8120340**
Colours: T

VACUUM FORMING INSERTS (white)

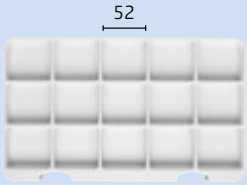

Art. No.	**2448792**
Comp.	15



Art. No.	**2448793**
Comp.	35

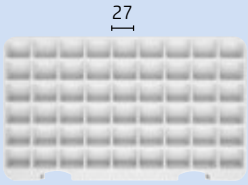

Art. No.	**2448794**
Comp.	54

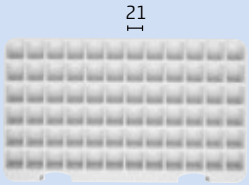

Art. No.	**2448795**
Comp.	72

Usable inside dimensions in mm.

Compartments = Inside dimensions

Dimensions subject to errors and corrections!

LARGE ASSORTMENT CASE (MEDIUM) with two lock rings
TYPE SOK 166.032/014

COLOUR VARIATIONS

Art. No. **8120351**
Colours: T

Art. No. **8120350**
Colours: T

Art. No. **8120348**
Colours: T T

Art. No. **8120349**
Colours: T

Art. No. **8120353**
Colours: T

Art. No. **8120352**
Colours: T

VACUUM FORMING INSERTS (white)

Art. No.	**2448796**
Comp.	6

Art. No.	**2448797**
Comp.	12

Art. No.	**2448798**
Comp.	15

Usable inside dimensions in mm.

Compartments = Inside dimensions

Dimensions subject to errors and corrections!

LARGE ASSORTMENT CASES (HIGH) with two lock rings
TYPE SOK 166, 032/032



COLOUR VARIATIONS



Art. No. **8120357**
Colours: T

Art. No. **8120356**
Colours: T

Art. No. **8120355**
Colours: T T

Usable inside dimensions in mm. Compartments = Inside dimensions *Dimensions subject to errors and corrections!*

DENTAL

PERFECT ORANISATION

Our products for dental laboratories facilitate organisation while optimising work processes. They can be put to a whole number of different uses, making processes safer as well as contributing to optimum presentation. High-quality products distinguished by practical features.

Assortment boxes for working materials; with customer-specific foam-padded inlay and digital printing.

Art. No. **8960004**

Dental multifunction box BIG:
Presentation and dispatch box for tooth modelling work
(see page 114).

OPTICS

SAFE PRESENTATION

Smartly designed to promote sales, our assortment boxes are ideally suited for clear presentation, e.g. of high-grade spectacle frames. Perfectly protected from scratches and dust. Inlays and number of compartments individually adaptable.

Assortment box for spectacle frames, inlay with 4 compartments.

Art. No. **8960006**

Assortment boxes for spectacle spares; inlay with 9 compartments.

Assortment boxes in blue and red with crystal-clear lids

Usable inside dimensions in mm. Compartments = Inside dimensions *Dimensions subject to errors and corrections!*

ELETRONICS

EFFECTIVE PROTECTION

Customers stipulating high demands on packaging will benefit from our ESD-conformity solutions for storage and transport. Example: Assortment boxes provided with the ESD symbol on the closures.

Smaller assortment box in three sizes formed from conductive material with the yellow ESD symbol embossed into the closure.

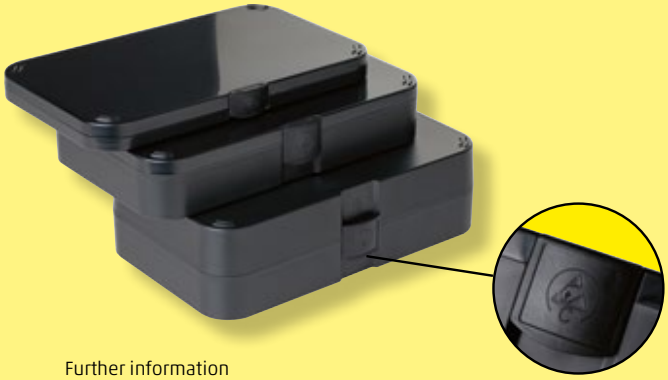

Dissipative SMD boxes in yellow/black, integrated into a large-sized conductive assortment box (on request).



Further information you will find on page 98.

INLAYS

STANDARD AND INDIVIDUAL

We supply exactly the right inlay to fit each and every packaging item. The range is rounded off by a broad selection of thermoformed standard inlays. If you are unable to find a suitable inlay to meet your needs, we will be pleased to collaborate with you in providing individual thermoformed or foam-padded solutions.

Assortment box with customer-specific foam-padded inlay.

Assortment box with customer-specific thermoformed inlay to accommodate working materials.

Selection of thermoformed inlays with different compartments and quantities.

Usable inside dimensions in mm. Compartments = Inside dimensions *Dimensions subject to errors and corrections!*

ASSORTMENT BOXES WITH SLIDING-FASTENER



SOK 295, 008/008 Flat
SOK 295, 030/008 Medium
SOK 295, 030/030 High

Usable inside dimensions in mm.

Compartments = Inside dimensions

Dimensions subject to errors and corrections!

ASSORTMENT CASES

ASSORTMENT CASES WITH HINGED LIDS SOK 295 – 008/008, Outside dimensions 300 x 178 x 23 mm

Art. No.	**8120382**
Inside dimensions	295 x 164 x 16
Height bottom part	8 mm
Colours	Ⓣ ●

Art. No.	**812083** (see page 99)
Inside dimensions	295 x 164 x 16
Height bottom part	8 mm
Colours	●●

VACUUM-FORMING INSERTS (white)



Art. No. **2500109** Comp.: 15



Art. No. **2500110** Comp.: 54



Art. No. **2500111** Comp.: 20



Art. No. **2500112** Comp.: 72

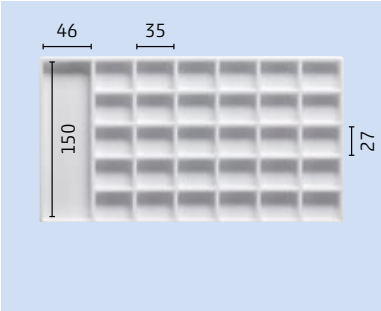

Art. No. **2500113** Comp.: 31

VACUUM-FORMING INSERTS (black)

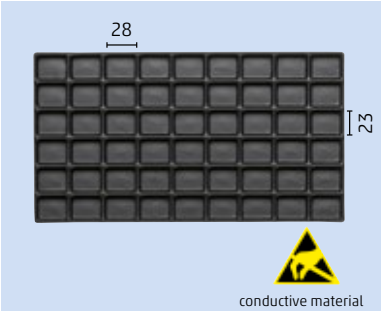

Art. No. **2500114** Comp.: 54
(see page 99)



Art. No. **2500115** Comp.: 72
(see page 99)

Assortment Cases SOK 295 008/008
featuring a foam-padded frame to **accommodate mounting trays,** e.g. for high-grade precision-engineered lenses designed as working trays incorporating storage and forwarding facilities

Usable inside dimensions in mm.

Compartments = Inside dimensions

Dimensions subject to errors and corrections!

ASSORTMENT CASES WITH HINGED LIDS SOK 295 – 030/008, Outside dimensions 300 x 178 x 45 mm

Art. No.	**8120385**
Inside dimensions	295 x 164 x 38
Height bottom part	8 mm
Colours	Ⓣ ●

Art. No.	**8129024** (see page 99)
Inside dimensions	295 x 164 x 38
Height bottom part	8 mm
Colours	●●

VACUUM-FORMING INSERTS (white)



Art. No. **2500101** Comp.: 6
Art. No. **2500128 ESD** Comp.: 6
(see page 99)



Art. No. **2500102** Comp.: 12
Art. No. **2500130 ESD** Comp.: 12
(see page 99)



Art. No. **2500103** Comp.: 15
Art. No. **2500131 ESD** Comp.: 15
(see page 99)

Art. No. **2500104** Comp.: 28



Art. No. **2500106** Comp.: 31



Art. No. **2500107** Comp.: 35



Art. No. **2500108** Comp.: 54



Art. No. **2449568**
Gridded foam inlay: 294 x 164 x 30 mm
PU grid-size 10 x 10 mm and 5 mm foam-plate

① Art. No. **8120382** 295 x 164 x 16
② Art. No. **8120385** 295 x 164 x 38
③ Art. No. **8120386** 295 x 164 x 60

Usable inside dimensions in mm.

Compartments = Inside dimensions

Dimensions subject to errors and corrections!

ASSORTMENT CASES WITH HINGED LID SOK 210 DIN A5





Art. No. **8120389** crystal clear/crystal clear
inside 215 x 151 x 16
outside 221 x 160 x 24

Art. No. **8120390** white/crystal clear
inside 215 x 151 x 16
outside 221 x 160 x 24



Art. No. **8120391** blue/crystal clear
inside 215 x 151 x 16
outside 221 x 160 x 24

NEW

Art. No. **8129049** crystal clear/crystal clear
inside 214 x 150 x 26
outside 221 x 160 x 32

NEW

Art. No. **8129048** white/crystal clear
inside 214 x 150 x 26
outside 221 x 160 x 32

NEW

Art. No. **8129047** blue/crystal clear
inside 214 x 150 x 26
outside 221 x 160 x 32

NEW

Art. No. **8129053** crystal clear/crystal clear
inside 214 x 150 x 36
outside 221 x 160 x 41

NEW

Art. No. **8129052** white/crystal clear
inside 214 x 150 x 36
outside 221 x 160 x 41

NEW

Art. No. **8129051** blue/crystal clear
inside 214 x 150 x 36
outside 221 x 160 x 41

Usable inside dimensions in mm.

Compartments = Inside dimensions

Dimensions subject to errors and corrections!

ASSORTMENT CASES WITH HINGED CLOSURE SOK 210 DIN A5



SOK 210, 068/010
SOK 210, 068/020
SOK 210, 068/068

Art. No. **8120392** white/crystal clear
inside 211 x 147 x 73,5
outside 221 x 160 x 82

Art. No. **8120393** blue/crystal clear
inside 211 x 147 x 73,5
outside 221 x 160 x 82

NEW



Art. No. **8129054** white/crystal clear
inside 211 x 147 x 83,5
outside 221 x 160 x 90

NEW



Art. No. **8129055** blue/crystal clear
inside 211 x 147 x 83,5
outside 221 x 160 x 90

Art. No. **8120394** white/translucent
inside 211 x 147 x 131
outside 221 x 160 x 140



Art. No. **8120395** blue/translucent
inside 211 x 147 x 131
outside 221 x 160 x 140

Usable inside dimensions in mm.

Compartments = Inside dimensions

Dimensions subject to errors and corrections!

ASSORTMENT CASES

BASIC DESIGN CASES Inside 288 x 157 x 38 mm, Outside 295 x 175 x 42 mm





Art. No. 2448928
Assortment case (empty) with snap-on lid

◀ **Choice of two lid types** ▶

Art. No. 2447026
Assortment case (empty) with sliding lid



Art. No.: 2449784
with snap-on lid

Art. Nr.: 2449786
with sliding lid



Art. No.: 2428448
with snap-on lid

Art. No.: 2449787
with sliding lid

VACUUM-FORMED INLAYS (matching Art. No. 2448928 or 2447026, height 42 mm)

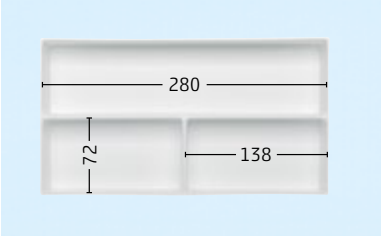

Art. No.: 2423199
Compartments: 3

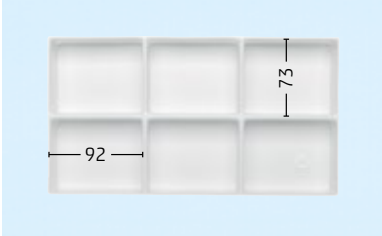

Art. No.: 2423185
Compartments: 6



Art. No.: 2423188
Compartments: 12

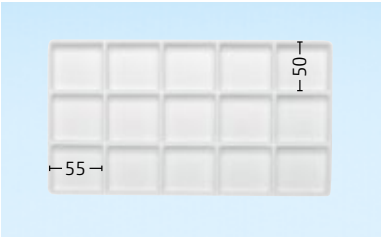

Art. No.: 2423189
Compartments: 15

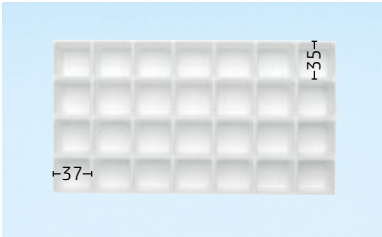

Art. No.: 2423200
Compartments: 28

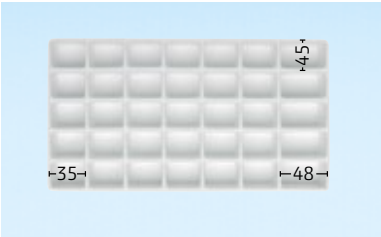

Art. No.: 2423191
Compartments: 35



Art. No.: 2423194
Compartments: 54

Usable inside dimensions in mm.

Compartments = Inside dimensions

Dimensions subject to errors and corrections!

HINGED LID BOXES



Stong foam block inserts

re	② V 8-2	foam	1 x
re	⑤ V 8-5	foam	2 x
re	⑥ V 8-7	foam	4 x

Art. No.	① **V 8-1**	② **V 8-2**	③ **V 8-3**	④ **V 8-4**	⑤ **V 8-5**	⑥ **V 8-7**	⑦ **V 8-11**	⑧ **V 8-17**
Inside dimensions	75 x 50 x 33	75 x 50 x 45	76 x 50 x 27	100 x 75 x 27	106 x 75 x 46	156 x 106 x 46	210 x 75 x 50	75 x 50 x 50

Colours ● bottom part | for orders of more than 2000 pcs. additional colours available Ⓣ Lid cystal clear

Note stackable | DGBM-hinger, smooth outside



Art. No.	**V 8-15-2-2-8-8**
	Hinged box with
	snap-in lock
Inside dimensions	220 x 130 x 35
Colours	●

Art. No.	**V 8-10 SCH-2-1-8-1**	● crystal clear
Art. No.	**V 8-10 SCH + V-2-1-8-1**	● crystal clear
Art. No.	**V 8-10 SCH + V-2-2-8-8**	●●
Art. No.	**V 8-10 ST-2-1-5-1**	● crystal clear
Art. No.	**V 8-10 ST-2-1-8-1**	● crystal clear
Art. No.	**V 8-10 ST-2-1-10-1**	● crystal clear
Inside dimensions	205 x 95 x 45	
Note:	For lid Polycarbonate Mat. No. D = 12	

Art. No.	**V 8-13 SCH-2-1-8-1**	● crystal clear
Art. No.	**V 8-13 SCH-2-2-8-8**	●●
Inside dimensions	310 x 112 x 45	

Art. No. without lock	Art. No. with lock
○ **V 9-14-1-1-1-1**	**V 9-14-SCH+V 2-1-1-1**
● **V 9-14-2-1-7-1**	**V 9-14-SCH+V 2-1-7-1**
● **V 9-14-2-1-8-1**	**V 9-14-SCH+V 2-1-8-1**

Outside dimensions 211 x 110 x 20 18 compartments



Art. No.	**V 8-6-2-1-10-1**	B. ● L. crystal clear
Art. No.	**V 8-6-2-1-3-1**	B. ● L. crystal clear
Art. No.	**V 8-6-2-1-8-1**	B. ● L. crystal clear
Note:	DGBM-hinges, smooth outside	

1 compartment



Material: PP

Art. No.	●	**V 20-30** ●	**V 20-31**
Inside dimensions	130 x 80 x 30		130 x 80 x 50
Art. No.	●	**V 20-32** ●	**V 20-33**
Inside dimensions	178 x 133 x 78		221 x 121 x 55
Note:	Foam inlays on request.		

Usable inside dimensions in mm. Compartments = Inside dimensions *Dimensions subject to errors and corrections!*

SUITCASES + FOAM INLAYS

SUITCASE SIZES **WHITE CASES** (see page 61)

Art. No.*	Suitcase	Dimension in mm Length	Width	Height	Format
2443554	**K 2000 Mini**	90	65	21	Business card size
2443382	**K 2012**	120	80	24	< Format A6
2431427	**K 2009**	153	107	30	Format A6
2431449	**K 2005**	170	130	37	Oversized format A6, CD cover size
2431428	**K 2001**	240	170	42	Oversized format A5, flat
2431452	**K 2004**	270	185	76	Oversized format A5, medium-high
2431429	**K 2002**	270	185	93	Oversized format A5, high
2444574	**K 2013**	312	233	46	Format A4, flat
2431445	**K 2006**	335	240	71	Format A4, medium-high
2432141	**K 2000**	340	250	53	Format A4, flat
2430935	**K 2007**	365	245	105	Oversized format A4, high
2432745	**K 2011**	375	265	80	Oversized format A4, medium-high

Usable inside dimensions in mm

* colour fastener: grey

Dimensions subject to errors and corrections!

SUITCASE SIZES **RED CASES**

Art. No.	Suitcase	Dimension in mm Length	Width	Height	Format
2449535	**K 2000 Mini**	90	65	21	Business card size
2449536	**K 2012**	120	80	24	< Format A6
2449537	**K 2009**	153	107	30	Format A6
2449538	**K 2005**	170	130	37	Oversized format A6, CD cover size
2449539	**K 2001**	240	170	42	Oversized format A5, flat
2449540	**K 2004**	270	185	76	Oversized format A5, medium-high
2449541	**K 2002**	270	185	93	Oversized format A5, high
2449542	**K 2013**	312	233	46	Format A4, flat
2449543	**K 2006**	335	240	71	Format A4, medium-high
2449544	**K 2000**	340	250	53	Format A4, flat
2449545	**K 2007**	365	245	105	Oversized format A4, high
2449546	**K 2011**	375	265	80	Oversized format A4, medium-high

Usable inside dimensions in mm

Dimensions subject to errors and corrections!

SUITCASES + FOAM INLAYS

MASK AND HYGIENE BOX

NEW

The LICEFA Mask and Hygiene box

Art. No. 8900161 with print (empty box)

Art. No. 8900162 with print, hygiene box (empty box)

Inside dimensions of box:
185 x 90 x 35 mm

Design:
Box designed with film hinge and film closure,
individual custom-printing facilities available on request

Examples of application:

- For masks and/or hygiene products
- For automobiles
- For surgeries, hospitals, businesses, etc.

HYGIENE SUITCASE

NEW

The LICEFA Hygiene Box

med. contents, like masks and gloves are examples only,
Individual custom-printing facilities available on request

Examples of application:

- For general storage requirements
- Ideal for automobiles
- The perfect gift

Contents example only

Suitcase table 2021					
lfd-No.	Length	Width	Height	Art. No.	Page in catalogue
1	90	65	21	K 2000 Mini	46
2	120	80	24	K 2012	47
3	153	107	30	K 2009	48
4	165	145	22	K 16522	62
5	170	130	37	K 2005	49
6	222	145	40	K 725	63
7	240	170	42	K 2001	50
8	240	188	44	K 3000	62
9	258	178	45	K 726	63
10	270	185	76	K 2004	51
11	270	185	93	K 2002	52
12	270	201	70	K 27070	62
13	272	192	111	K 6006	63
14	296	230	76	K 3001	62
15	312	233	46	K 2013	53
16	319	225	49	K 727	63
17	324	236	117	K 6008	63
18	331	236	65	K 6009	63
19	335	240	71	K 2006	54
20	337	234	106	K 6007	63
21	338	229	79	K 730	63
22	340	250	53	K 2000	55
23	365	245	105	K 2007	56
24	368	290	90	K 3002	62
27	371	261	96	K 6010	63
25	375	265	80	K 2011	57
26	375	265	81	K 780	63
28	400	320	100	K 40100	62
29	400	320	175	K 40175	62
31	410	272	113	K 2003	58
32	422	299	123	K 2010	59
33	428	306	137	K 6000	63
34	428	306	157	K 6001	63
35	428	306	192	K 6002	63
36	429	308	102	K 782	63
37	429	308	122	K 783	63
38	431	311	81	K 781	63
40	440	364	120	K 44120	62
41	445	328	144	K 2008	60
42	450	325	100	K 1006	62
43	450	360	132	K 3003	62
44	480	376	150	K 48150	62
45	506	355	232	K 6005	63
46	506	355	197	K 6004	63
47	510	361	162	K 6003	63
48	525	385	120	K 1007	62
49	546	435	156	K 3004	62
50	570	445	150	K 57150	62

For further suitcase sizes please refer to pages 64 – 66: **strong cases**
Strong cases are very robust suitcases which amongst others are suitable for outdoor application

Usable inside dimensions in mm

Dimensions subject to errors and corrections!

SUITCASES AND INSERTS

K2000 MINI

K 2000 Mini

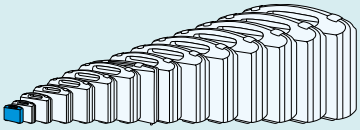

Inside dimensions 90 x 65 x 21

Art. No.	**K 2000 MINI** Made of polypropylen
Inside dimensions	90 x 65 x 21
Height bottom part	10 mm
Colours	
	Special colours on request
Please note	Design with ball hinge and snap lock

STANDARD INSERTS

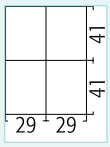

Art. No.	**TE 4 K-MINI**	**TE 6 K-MINI**	**K 2000 MINI Dental**
			Insert for bite slint, empty

Miniature promotion case **K 2000 MINI**

Example:
Miniature case for visiting cards with USB-Stick

Example:
Mini case (K 2000 Mini Dental) incl. Insert for bite splint with content.

Example:
Miniature case with imprint as gift box.

Example:
Miniature case as assortment box for skin caring creams when travelling.

Example:
Miniature case as box for playing cards.

Example:
Miniature case as mailing campaign box.

Dimensions subject to errors and corrections!

SUITCASES AND INSERTS

K 2012

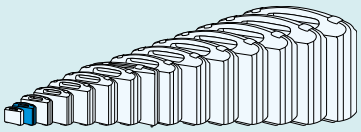

Inside dimensions 120 x 80 x 24

Art. No.	Suitcase colours: Bottom part	Lid	Lock
2443314	(N)	(N)	●
2443521	●	●	●
2443525	●	●	●
2443523	●	●	●
Special designs			
2443383 (p. 100 + 101)	●	●	●
2443382 (p. 42, 61)	(W)	(W)	●

(N) = naturally transparent (W) = white (T) = transparent

Minimum quotation special colours: 300 pieces on request.

VACUUM FORMING INSERTS (white)

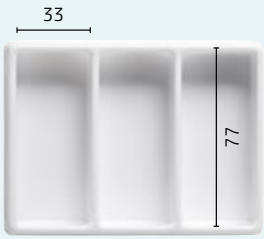

TE 3 K12

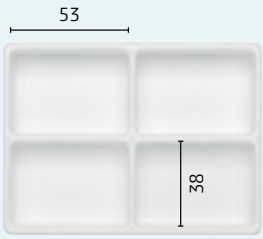

TE 4 K12

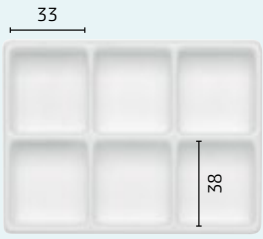

TE 6 K12

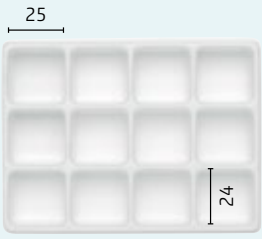

TE 12 K12

FOAM INSERTS



Napped foam inlay set

Art. No. **K 2012 Noppe**

SUITCASES + INLAYS

SUITCASES AND FOAM INSERTS

K 2009

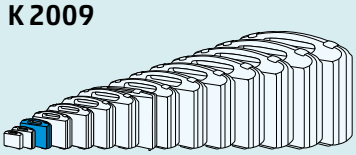

Inside dimensions 153 x 107 x 30

	Suitcase colours		
Art. No.	Bottom part	Lid	Lock
2429429	(N)	(N)	●
2429438	●	(N)	●
2429439	●	●	●
2429440	○	○	●
2429441	●	●	●
Special designs			
2431427 (p. 42, 61)	(W)	(W)	○

(N) = naturally transparent (W) = white (T) = transparent

Minimum quotation special colours: 300 pieces on request.

VACUUM FORMING INSERTS

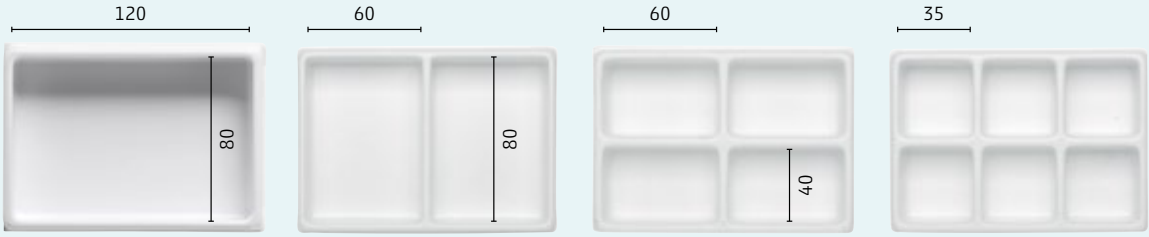

TE 1 K9 **TE 2 K9** **TE 4 K9** **TE 6 K9**

FOAM INSERTS

Art. No. **K 2009 Noppe**

Napped foam inlay set

Dimensions subject to errors and corrections!

SUITCASES AND INSERTS

K 2005

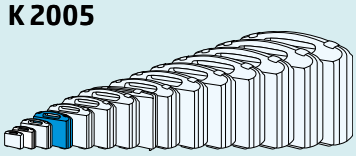

Inside dimensions 170 x 130 x 37

	Suitcase colours		
Art. No.	Bottom part	Lid	Lock
2424025	(N)	(N)	●
2424029	●	(N)	●
2424033	●	●	●
2424036	○	○	●
2424027	●	●	●
Special designs			
2424023 (p. 100 + 101)	●	●	●
2431449 (p. 42, 61)	(W)	(W)	○

(N) = naturally transparent (W) = white (T) = transparent

Minimum quotation special colours: 300 pieces on request.

VACUUM FORMING INSERTS (white)

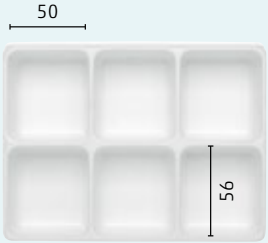

TE 6 K5

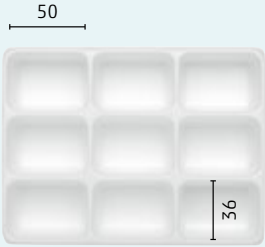

TE 9 K5

FOAM INSERTS

Art. No. **K 2005 Noppe**

Napped foam inlay set

Usable inside dimensions in mm

Dimensions subject to errors and corrections!

SUITCASES + INLAYS

SUITCASES AND INSERTS

K 2001

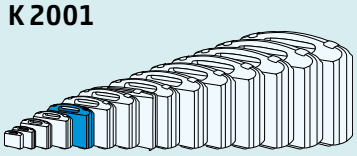

Inside dimensions 240 x 170 x 42

Art. No.	Suitcase colours: Bottom part	Lid	Lock
2432248	(N)	(N)	●
2432249	●	(N)	●
2432251	●	●	●
2432253	○	○	●
2432246	●	●	●
Special designs			
2432284 (p. 100 + 101)	●	●	●
2431428 (p. 42, 61)	(W)	(W)	○

(N) = naturally transparent (W) = white

Minimum quotation special colours: 300 pieces on request.

VACUUM FORMING INSERTS (white)

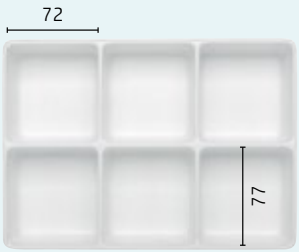

TE 6 K1

TE 9 K1

TE 12 K1

FOAM INSERTS

Art. No. **K 2001 Noppe**

Art. No. **K 2001 Raster PU**
Grid: 10 x 10, thickness: 17



Art. No. **K 2001 Raster PE**

Art. No. **K 2001 Dental**
see chapter 9 page 112

Usable inside dimensions in mm

Dimensions subject to errors and corrections!

SUITCASES AND INSERTS

K 2004

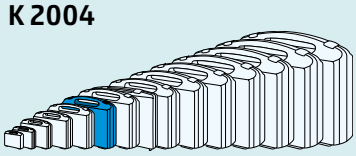

Inside dimensions 270 x 185 x 76

	Suitcase colours		
Art. No.	Bottom part	Lid	Lock
2432236	(N)	(N)	●
2432240	●	(N)	●
2432242	●	●	●
2432244	○	○	●
2432234	●	●	●
Special designs			
2432285 (p. 100 + 101)	●	●	●
2431452 (p. 42, 61)	(W)	(W)	○

(N) = naturally transparent (W) = white (T) = transparent

Minimum quotation special colours: 300 pieces on request.

VACUUM FORMING INSERTS (white)

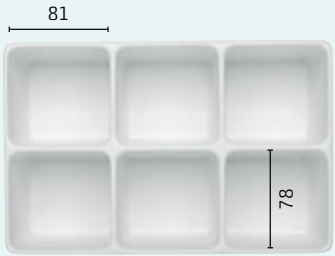

TE 6 K4

TE 9 K4

FOAM INSERTS

Art. No. **K 2004 Noppe**

Case lids
Napped foam
Gridded foam
Base plate
5 mm

Art. No. **K 2004 Raster PU**
Grid: 10 x 10, thickness: 30

Art. No. **K 2004 Raster PE**

Art. No. **K 2004 Dental**
see chapter 9 page 112

Usable inside dimensions in mm

Dimensions subject to errors and corrections!

SUITCASES AND INSERTS

K 2002

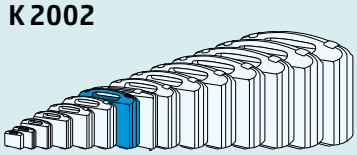

Inside dimensions 270 x 185 x 93

Art. No.	Suitcase colours: Bottom part	Lid	Lock
2432211	(N)	(N)	●
2432212	●	(N)	●
2432214	●	●	●
2432216	○	○	●
2432209	●	●	●
Special designs			
2431429 (p. 42, 61)	(W)	(W)	○

(N) = naturally transparent (W) = white (T) = transparent

Minimum quotation special colours: 300 pieces on request.

VACUUM FORMING INSERTS (white)

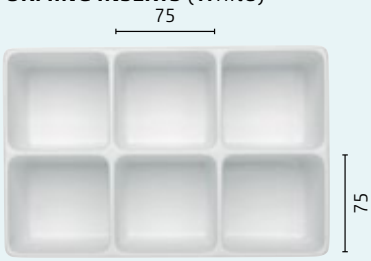

TE 6 K2

TE 9 K2

FOAM INSERTS

Art. No. **K 2002 Noppe**

Art. No. **K 2002 Raster PU**
Grid: 10 x 10, thickness: 35

Art. No. **K 2002 Raster PE**

Art. No. **K 2002 Dental-Set blau**
see chapter 9 page 112

Dimensions subject to errors and corrections!

SUITCASES AND FOAM INSERTS

K 2013

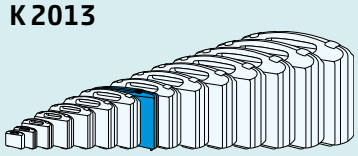

Inside dimensions 312 x 220 x 48

	Suitcase colours		
Art. No.	Bottom part	Lid	Lock
2444574	W	W	

W = white

See White Cases on page 42, 61

Minimum quotation special colours:
300 pieces on request.



Art. No. **K 2013 Noppe**

Art. No. **K 2013 Raster PU**

Art. No. **K 2013 Raster PE**

Usable inside dimensions in mm

SUITCASES + INLAYS

SUITCASES AND INSERTS

K 2006

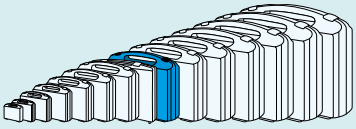

Inside dimensions 335 x 240 x 71

	Suitcase colours		
Art. No.	Bottom part	Lid	Lock
2432169	(N)	(N)	●
2432170	●	(N)	●
2432172	●	●	●
2432174	○	○	●
2432167	●	●	●
Special designs			
2443727 (p. 100 + 101)	●	●	●
2431445 (p. 42, 61)	(W)	(W)	○

(N) = naturally transparent (W) = white

Minimum quotation special colours: 300 pieces on request.

VACUUM FORMING INSERTS (white)



TE 4 K6



TE 8 K6

FOAM INSERTS

Art. No. **K 2006 Noppe**

Art. No. **K 2006 Raster PU**
Grid: 10 x 10, thickness: 30

Art. No. **K 2006 Raster PE**

Art. No. **K 2006 Dental-Set blau**
see chapter 9 page 113

Usable inside dimensions in mm

Dimensions subject to errors and corrections!

SUITCASES AND INSERTS

K 2000

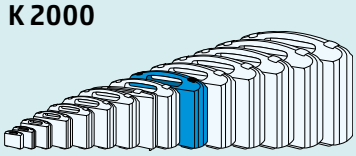

Inside dimensions 340 x 250 x 53

	Suitcase colours		
Art. No.	Bottom part	Lid	Lock
2432153	(N)	(N)	●
2432162	●	(N)	●
2432158	●	●	●
2432160	○	○	●
2432155	●	●	●
Special designs			
2432141 (p. 42, 61)	(W)	(W)	○
2432286 (p. 100 + 101)	●	●	●

(N) = naturally transparent (W) = white

Minimum quotation special colours: 300 pieces on request.

VACUUM FORMING INSERTS (white)

TE 6K

TE 9K

TE 12K



TE 24K

FOAM INSERTS

Art. No. **K 2000 Noppe**

Art. No. **K 2000 Raster PU**
Grid: 12 x 12, thickness: 20

Art. No. **K 2000 Raster PE**
Grid: 12 x 12, thickness: 20

Usable inside dimensions in mm

Dimensions subject to errors and corrections!

SUITCASES + INLAYS

SUITCASES AND INSERTS

K 2007

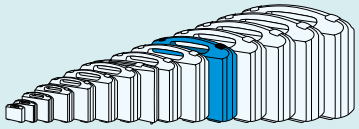

Inside dimensions 365 x 245 x 105



Art. No.	Suitcase colours: Bottom part	Lid	Lock
2432203	(N)	(N)	●
2432204	●	(N)	●
2432903	●	●	●
2432207	○	○	●
2432201	●	●	●
Special designs			
2444070 (p. 100 + 101)	●	●	●
2430935 (p. 42, 61)	(W)	(W)	○

(N) = naturally transparent (W) = white (T) = transparent

Minimum quotation special colours: 300 pieces on request.

STANDARD INSERTS – VACUUM-FORMED WITH VARIABLE PARTITIONS

Art. No. **TE 3 K7** Vario

Art. No. **TE 4 K7** Vario

VACUUM FORMING INSERTS (half height of suitcase)



TE 4 K7



TE 8 K7

FOAM INSERTS

Art. No. **K 2007 Noppe**

Art. No. **K 2007 Raster PU**
Grid: 15 x 15, thickness: 40

Art. No. **K 2007 Raster PE**

Art. No. **K 2007 Dental-Set blau**
see chapter 9 page 113

Usable inside dimensions in mm

Dimensions subject to errors and corrections!

SUITCASES AND INSERTS

K 2011

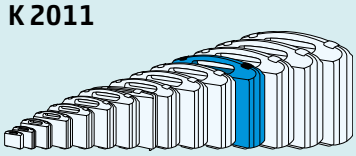

Inside dimensions 375 x 265 x 80

	Suitcase colours		
Art. No.	Bottom part	Lid	Lock
2432180	(N)	(N)	●
2432181	●	(N)	●
2432183	●	●	●
2432185	○	○	●
2432178	●	●	●
Special designs			
2432904 (p. 100 + 101)	●	●	●
2432745 (p. 42, 61)	(W)	(W)	○

(N) = naturally transparent (W) = white

Minimum quotation special colours: 300 pieces on request.

VACUUM FORMING INSERTS (white)

168

TE 6 K11

108

TE 9 K11

79

TE 12K11

FOAM INSERTS

Art. No. **K 2011 Noppe**

Art. No. **K 2011 Raster PU**
Grid: 12 x 12, thickness: 20



Art. No. **K 2011 Raster PE**
Grid: 12 x 12, thickness: 20

Usable inside dimensions in mm

Dimensions subject to errors and corrections!

SUITCASES + INLAYS

SUITCASES AND INSERTS

K 2003

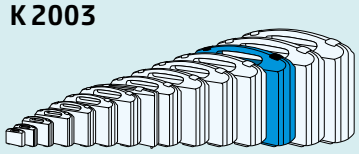

Inside dimensions 410 x 272 x 113

Art. No.	Suitcase colours: Bottom part	Lid	Lock
2432190	●	●	●
2432192	●	●	●
2432188	●	●	●
Special designs			
2443702 (p. 100 + 101)	●	●	●

Minimum quotation special colours: 300 pieces on request.

STANDARD INSERTS – VACUUM-FORMED WITH VARIABLE PARTITIONS

Art. No. **TE 4 K3** Vario

VACUUM-FORMED STANDARD INSERTS (half height of suitcase)

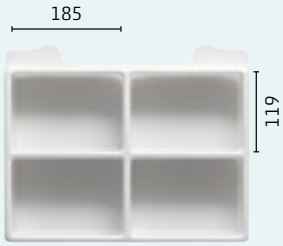

TE 4 K3



TE 6 K3

FOAM INSERTS

Art. No. **K 2003 Noppe**

K 2003 Raster PU

Grid: 15 x 15, thickness: 45

K 2003 Raster PE

Usable inside dimensions in mm

Dimensions subject to errors and corrections!

SUITCASES AND FOAM INSERTS

K 2010

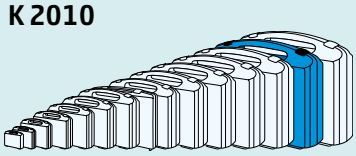

Inside dimensions 422 x 299 x 123

	Suitcase colours		
Art. No.	Bottom part	Lid	Lock
2434320	●	●	●
2434309	○	○	●
2434311	●	●	●
Material ABS			

Minimum quotation special colours: 150 pieces on request.

FOAM INSERTS

Art. No. **K 2010** Noppe

Case lids
Napped foam
Gridded foam
Base plate 10 mm

K 2010 Raster PU

Grid: 15 x 15 / Thickness: 45

K 2010 Raster PE

SUITCASES + FOAM INLAYS

SUITCASES AND FOAM INSERTS

K 2008

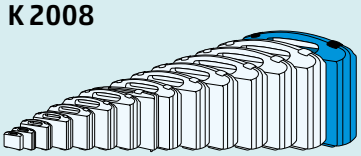

Inside dimensions 445 x 328 x 144

Art. No.	Suitcase colours: Bottom part	Lid	Lock
2424114	●	●	●
2424117	○	○	●
2424109	●	●	●
Material ABS			

Minimum quotation special colours: 150 pieces on request.

STANDARD INSERTS (FOAM)

Napped foam - inlay set

Art. No. **K 2008** Noppe

Gridded foam inlay set

Case lids
Napped foam
Gridded foam
Base plate 10 mm

K 2008 Raster PU

Grid: 17 x 17 / thickness: 60

K 2008 Raster PE

EXAMPLES FOR APPLICATION

Usable inside dimensions in mm

Dimensions subject to errors and corrections!

SUITCASE SIZES **WHITE CASES**

Art.-No.*	Suitcase	Inside dimensions Length mm	Width mm	Height mm	Format
2443554	**K 2000 Mini**	90	65	21	Business card size
2443382	**K 2012**	120	80	24	< Format A6
2431427	**K 2009**	153	107	30	Format A6
2431449	**K 2005**	170	130	37	Oversized format A6, CD cover size
2431428	**K 2001**	240	170	42	Oversized format A5, flat
2431452	**K 2004**	270	185	76	Oversized format A5, medium-high
2431429	**K 2002**	270	185	93	Oversized format A5, high
2444574	**K 2013**	312	233	46	Format A4, flat
2431445	**K 2006**	335	240	71	Format A4, medium-high
2432141	**K 2000**	340	250	53	Format A4, flat
2430935	**K 2007**	365	245	105	Oversized format A4, high
2432745	**K 2011**	375	265	80	Oversized format A4, medium-high

* colour fastener: grey
further colours on request!

Usable inside dimensions in mm

Dimensions subject to errors and corrections!

SUITCASES + FOAM INLAYS

SUITCASE AND FOAM INSERTS

Art. No.	**K 3000**	**K 3001**	**K 3002**	**K 3003**	**K 3004**
Inside dimension	240 x 188 x 44	296 x 230 x 76	368 x 290 x 90	450 x 360 x 132	546 x 435 x 156
Colours	Kofferschale	● ● ○		**K 3003** Noppe	**K 3004** Noppe
	Verschluss	●		**K 3003** Raster	**K 3004** Raster
Note: Gridded foams inserts on request				Material ABS	ABS

Art. No.	**K 16522**	**K 27070**	**K 40100**	**K 40175**	**K 44120**	**K 48150**	**K 57150**
Inside dimension	165 x 145 x 22	270 x 201 x 70	400 x 320 x 100	400 x 320 x 175	440 x 364 x 120	480 x 376 x 150	570 x 445 x 150
Lid height	11 mm	35 mm	50 mm	75 mm	60 mm	75 mm	75 mm
Bottom part height	11 mm	35 mm	50 mm	100 mm	60 mm	75 mm	75 mm
Colours*	Case shell	●	* Colour of case shell and closure				
	Lock	●	only in combination (see)				

LARGE VOLUME SUITCASE

Art. No.	**K 1006**		**K 1007**
Inside dim.	450 x 325 x 100		525 x 385 x 120
Colours	Case shell	●	●
	Lock	●	●

Usable inside dimensions in mm

Dimensions subject to errors and corrections!

FLAT SUITCASES WITH INTEGRATED HINGES

FLAT SUITCASES OVERSIZED DIN A4

No.	1	2	3	4	5	6	7	8
Art. No	**K725**	**K726**	**K727**	**K730**	**K780**	**K781**	**K782**	**K783**
Inside dimension	222 x 145 x 40	259 x 178 x 45	319 x 225 x 49	338 x 229 x 79	375 x 265 x 81	431 + 311 x 81	429 x 308 x 102	429 x 308 x 122
Height bottom + lid	30 + 10	33 + 12	36 + 13	55 + 24	40,5 + 40,5	61 + 41	61 + 41	61 + 61
Colours suitcase	●●○	●●○	●●○	●●○	●●○	●●○	●●○	●●○
Colour combination lid and fastener	-	-	-	-	●—● ●—● ○—●	●—● ●—● ○—●	●—● ●—● ○—●	●—● ●—● ○—●

LARGE VOLUME SUITCASES AND SUITCASES WITH FLAT LID

Dimensions	All dimensions Total	Base	Art. No.	Colour combinations Lid	Fastener	Case design criteria high volume	flat lid
272 x 192 x 111	45,5	65,5	**K 6006**	colour lid	colour handle	no	no
331 x 236 x 65	27,0	38	**K 6009**			no	yes
337 x 234 x 106	27,0	79,0	**K 6007**			no	yes
324 x 236 x 117	38,0	79,0	**K 6008**			no	yes
371 x 261 x 96	40,0	56,0	**K 6010**			no	no
428 x 306 x 137	41,0	96,0	**K 6000**	●—●		yes	yes
428 x 306 x 157	61,0	96,0	**K 6001**			yes	no
428 x 306 x 192	96,0	96,0	**K 6002**	●—●		yes	no
510 x 361 x 162	81,0	81,0	**K 6003**			yes	no
506 x 355 x 197	81,0	116,0	**K 6004**	○—●		yes	no
506 x 355 x 232	116,0	116,0	**K 6005**			yes	no

Usable inside dimensions in mm

Dimensions subject to errors and corrections!

SUITCASES + FOAM INLAYS

PREMIUM STRONG CASES



- WATERPROOFED
- VERY STRONG
- IN DIFFERENT COLOURS AVAILABLE

Usable inside dimensions in mm

Dimensions subject to errors and corrections!

PREMIUM STRONG CASES

Art. No.	Inside diemension	Outside diemension	Bottom	Lid	Colours
PSC 310-0001	131 x 77 x 28	149 x 110 x 43	22	6	Black, Transparent, Blue, Purple, Yellow, Orange, Red, White
PSC 320-0001	151 x 85 x 39	161 x 118 x 55	30	9	Black, Transparent, Blue, Purple, Yellow, Orange, Red, White
PSC 330-0001	170 x 96 x 49	188 x 130 x 65	36	13	Black, Transparent, Blue, Pruple, Yellow, Orange, Red, White
PSC 903-0001	188 x 124 x 79	231 x 173 x 97	66	13	Black, Blue, Graphite, Lime, Olive, Orange, Silver, Yellow
PSC 903-1001 foam	188 x 124 x 79	231 x 173 x 97	66	13	Black, Blue, Graphite, Lime, Olive, Orange, Silver, Yellow
PSC 904-0001	213 x 152 x 94	259 x 201 x 114	74	20	Black, Blue, Graphite, Lime, Olive, Orange, Red, Silver, Yellow
PSC 904-1001 foam	213 x 152 x 94	259 x 201 x 114	74	20	Black, Blue, Graphite, Lime, Olive, Orange, Red, Silver, Yellow
PSC 905-0001	239 x 188 x 140	318 x 257 x 152	104	36	Black, Graphite, Lime, Olive, Orange, Red, Silver, Yellow
PSC 905-1001 foam	239 x 188 x 140	318 x 257 x 152	104	36	Black, Graphite, Lime, Olive, Orange, Silver, Yellow
PSC 908-0001	241 x 190 x 190	318 x 249 x 203	155	35	Black, Graphite, Lime, Olive, Orange, Silver, Yellow
PSC 908-1001 foam	241 x 190 x 190	318 x 249 x 203	155	35	Black, Graphite, Lime, Olive, Orange, Silver, Yellow
PSC 909-0001	29 1x 178 x 93	321 x 229 x 111	60	33	Black, Graphite, Lime, Olive, Orange, Beige, Yellow
PSC 909-1001 foam	291 x 178 x 93	321 x 229 x 111	60	33	Black, Graphite, Lime, Olive, Orange, Beige, Yellow
PSC 910-0001	336 x 234 x 104	363 x 282 x 120	71	33	Black, Graphite, Lime, Olive, Orange, Beige, Silver, Yellow
PSC 910-1001 foam	336 x 234 x 104	363 x 282 x 120	71	33	Black, Graphite, Lime, Olive, Orange, Beige, Silver, Yellow
PSC 915-0001	361 x 236 x 157	401 x 307 x 173	104	53	Black, Graphite, Olive, Orange, Silver, Yellow
PSC 915-1001 foam	361 x 236 x 157	401 x 307 x 173	104	53	Black, Graphite, Olive, Orange, Silver, Yellow
PSC 918-0001	378 x 249 x 218	429 x 328 x 236	165	53	Black, Graphite, Olive, Orange, Silver, Yellow
PSC 918-1001 foam	378 x 249 x 218	429 x 328 x 236	165	53	Black, Graphite, Olive, Orange, Silver, Yellow
PSC 920-0001	381 x 267 x 157	424 x 340 x 173	104	53	Black, Graphite, Olive, Orange, Silver, Yellow
PSC 920-1001 foam	381 x 267 x 157	424 x 340 x 173	104	53	Black, Graphite, Olive, Orange, Silver, Yellow
PSC 923-0001	422 x 287 x 137	472 x 366 x 161	91	46	Black, Graphite, Olive, Orange, Silver, Yellow
PSC 923-1001 foam	422 x 287 x 137	472 x 366 x 161	91	46	Black, Graphite, Olive, Orange, Silver, Yellow
PSC 925-0001	432 x 300 x 163	475 x 376 x 178	108	53	Black, Graphite, Olive, Orange, Silver, Yellow
PSC 925-1001 foam	432 x 300 x 163	475 x 376 x 178	108	53	Black, Graphite, Olive, Orange, Silver, Yellow
PSC 930-0001	457 x 330 x 175	503 x 406 x 193	121	53	Black, Graphite, Olive, Orange, Silver, Yellow
PSC 930-1001 foam	457 x 330 x 175	503 x 406 x 193	121	53	Black, Graphite, Olive, Orange, Silver, Yellow
PSC 933-0001	457 x 330 x 241	505 x 409 x 257	185	53	Black, Graphite, Orange, Silver, Yellow
PSC 933-1001 foam	457 x 330 x 241	505 x 409 x 257	185	53	Black, Graphite, Orange, Silver, Yellow
PSC 935-0001	521 x 287 x 191	559 x 356 x 229	137	53	Black, Graphite, Olive, Orange, Silver, Yellow
PSC 935-1001 foam	521 x 287 x 191	559 x 356 x 229	137	53	Black, Graphite, Olive, Orange, Silver, Yellow
PSC 938-0001	546 x 318 x 294	605 x 394 x 336	241	53	Black, Yellow, Orange
PSC 938-1001 foam	546 x 318 x 294	605 x 394 x 336	241	53	Black, Yellow, Orange
PSC 940-0001	508 x 356 x 203	557 x 429 x 216	150	53	Black, Graphite, Olive, Orange, Silver, Yellow
PSC 940-1001 foam	508 x 356 x 203	557 x 429 x 216	150	53	Black, Graphite, Olive, Orange, Silver, Yellow
PSC 945-0001	559 x 432 x 208	638 x 505 x 224	155	53	Black, Graphite, Olive, Orange, Silver, Yellow
PSC 945-1001 foam	559 x 432 x 208	638 x 505 x 224	155	53	Black, Graphite, Olive, Orange, Silver, Yellow
PSC 950-0001	521 x 389 x 257	579 x 465 x 297	203	53	Black, Graphite, Olive, Orange, Yellow
PSC 950-1001 foam	521 x 389 x 257	579 x 465 x 297	203	53	Black, Graphite, Olive, Orange, Yellow
PSC 955-0001	559 x 432 x 259	650 x 508 x 300	206	53	Black, Yellow, Orange
PSC 955-1001 foam	559 x 432 x 259	650 x 508 x 300	206	53	Black, Yellow, Orange
PSC 960-0001	559 x 432 x 328	645 x 508 x 368	274	53	Black, Graphite, Olive, Orange, Yellow
PSC 960-1001 foam	559 x 432 x 328	645 x 508 x 368	274	53	Black, Graphite, Olive, Orange, Yellow
PSC 963-0001	737 x 457 x 269	826 x 536 x 318	216	53	Black
PSC 963-1001 foam	737 x 457 x 269	826 x 536 x 318	216	53	Black
PSC 965-0001	737 x 457 x 356	826 x 536 x 404	302	53	Black
PSC 965-1001 foam	737 x 457 x 356	826 x 536 x 404	302	53	Black
PSC 985-0001	930 x 368 x 152	1010 x 440 x 168	111	41	Black, Olive
PSC 985-1001 foam	930 x 368 x 152	1010 x 440 x 168	111	41	Black, Olive
PSC 990-0001	1118 x 368 x 152	1196 x 440 x 168	111	41	Black, Olive, Beige
PSC 990-1001 foam	1118 x 368 x 152	1196 x 440 x 168	111	41	Black, Olive, Beige
PSC 995-0001	1321 x 368 x 152	1399 x 440 x 168	111	41	Black, Graphit, Olive, Beige
PSC 995-1001 foam	1321 x 368 x 152	1399 x 440 x 168	111	41	Black, Graphite, Olive, Beige

For further suitcase sizes please refer to page 66: **ECONOMIC Strong Cases**

Strong Cases are very robust suitcases which amongst others are suitable for outdoor application

Usable inside dimensions in mm

Dimensions subject to errors and corrections!

SUITCASES + FOAM INLAYS

ECONOMIC STRONG CASES

ECONOMIC Strong Cases

Inside dimensions in mm	Total	Base	Lid	Handle	Art. No.	Empty weight aprrox kg
235 x 180	106	81	25	normal	**SC 235/105**	0,82
235 x 180	156	131	25	normal	**SC 235/155**	0,96
300 x 225	132	99	33	normal	**SC 300**	1,62
426 x 290	159	114	45	normal	**SC 430**	2,76
500 x 350	194	136	58	normal	**SC 505**	3,90
500 x 350	194	136	58	telescope handle	**SC 505 TR**	5,00
520 x 290	200	155	45	normal	**SC 520**	3,58
520 x 290	200	155	45	telescope handle	**SC 520 TR**	5,80
538 x 405	190	140	50	normal	**SC 540/190**	4,74
538 x 405	190	140	50	telescope handle	**SC 540/190 TR**	6,28
538 x 405	245	195	50	normal	**SC 540/245**	5,30
538 x 405	245	195	50	telescope handle	**SC 540/245 TR**	6,84
620 x 460	250	190	60	normal	**SC 620/250**	6,98
620 x 460	250	190	60	telescope handle	**SC 620/250 TR**	8,50
620 x 460	340	280	60	normal	**SC 620/340**	8,08
620 x 460	340	280	60	telescope handle	**SC 620/340 TR**	9,60
750 x 480	280	220	60	normal	**SC 750/280**	10,20
750 x 480	400	340	60	normal	**SC 750/400**	12,10
800 x 370	145	100	45	normal	**SC 800**	6,20
1100 x 370	140	95	45	normal	**SC 1100**	7,86

Usable inside dimensions in mm

Dimensions subject to errors and corrections!



Dimensions subject to errors and corrections!

TOTE BOXES

EURO BOXES loading weight until 25 kg possible

see chapter 8





Euro boxes, standard version with and without finger holes

Art. No.	Kind of handle	Colour	Outside dim. in mm	Inside dimensions in mm
Euro 1	Rim	silver-grey	400 x 300 x 120	370 x 270 x 105
Euro 2	Open grip*	silver-grey	400 x 300 x 220	370 x 270 x 205
Euro 3	Open grip*	silver-grey	600 x 400 x 120	570 x 370 x 115
Euro 4	Open grip*	silver-grey	600 x 400 x 270	570 x 370 x 265
DEK 1-2/Euro	Top cover for **Euro 1** and Euro **2**			
DEK 3-4/Euro	Top cover for **Euro 3** and Euro **Euro 4**			
	* rim also available, please inquire separately			

Please specify type of handle (rim or finger hole) when ordering!

KLT-system box DIN 30820

Art. No.	Kind of handle	Outside dim. in mm	Inside dimensions in mm
KLT 1	Rim	400 x 300 x 169	334 x 247 x 103
KLT 2	Rim	400 x 300 x 280	334 x 247 x 236
D KLT 1-2	Top cover for **KLT 1** and **KLT 2**		
KLT 3	Rim	600 x 400 x 213,5	532 x 346 x 164,5
KLT 4	Rim	600 x 400 x 280	532 x 346 x 231
D KLT 3-4	Top cover for **KLT 3** and **KLT 4**		

INSERT TRAYS FOR EURO BOXES AND KLT (small load containers)



Art. No.	Inside dimensions
ET-4	305 x 225 x 42
ET-5	305 x 225 x 72
ET-1	310 x 250 x 20
ET-3	520 x 345 x 60

Usable inside dimensions in mm

TRANSPORT BOX

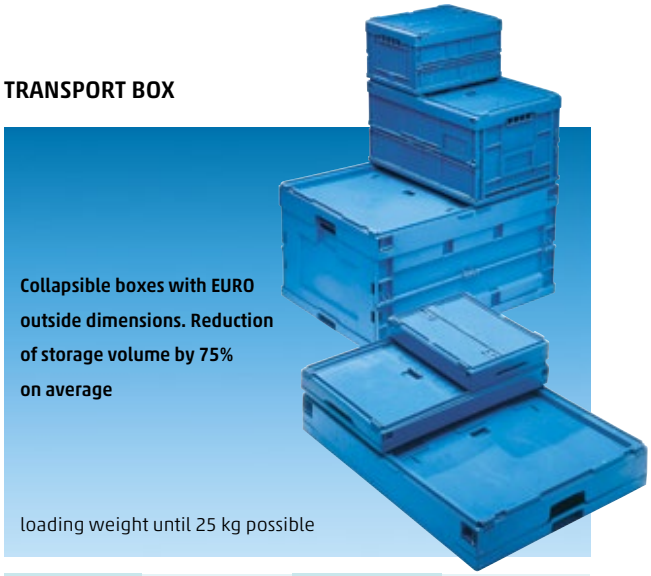

Art. No.	Outside dimensions in mm	Inside dimensionsin mm	Minimum capacity
FB 22 L	400 x 300 x 220	370 x 270 x 215	25 kg bottom part only
FB 22 LD	400 x 300 x 230	370 x 270 x 210	25 kg bottom part and top cover
FB 44 L	600 x 400 x 220	570 x 370 x 215	40 kg bottom part only
FB 66 L	600 x 400 x 320	570 x 370 x 315	60 kg bottom part only
FB 200 L	800 x 600 x 445	745 x 545 x 425	150 kg bottom part only
DFD 64	600 x 400	Top cover for **FB 44 L** and **FB 66 L**	
DFD 86	800 x 600	Top cover for **FB 200 L**	

Dimensions subject to errors and corrections!

TRANSPORT + STORAGE TRAYS AND BOXES FOR SMALL PARTS

Art. No.	**A 4-1**	
Base area	175 x 100	Height inside34 mm
Top edge	205 x 125	
Colours	○●●●●	
	Further colours on request	
Note	Special design conductive	

Art. No.	**A 4-2**	
Base area	190 x 120	Height inside50 mm
Colours	○●●●●	
	Further colours on request	
Note	can be stacked nested,	
	when turned even with content	

Art. No.	**A 4-3**	
Base area	210 x 150	Height inside40 mm
Top edge	260 x 200	
Colours	○●●●●	
	Further colours on request	

Art. No.	**A 4-10**	**A 4-10/4** transparent
Base area	280 x 160	
Height inside 22 mm		
Colours	○●●	
Note	Vacuum-formed top cover	
	(4 mm higher)	

Art. No. **A 4-8** tote box, stackable holder
A 4-8/20 Useful label with exchangeable card

Inside dimensions 435 x 270
Height inside110 mm
Colours ● Further colours on request

MAGNETIC PINS



see page 105

STORAGE AND ORGANIZATION SYSTEM (Dental)

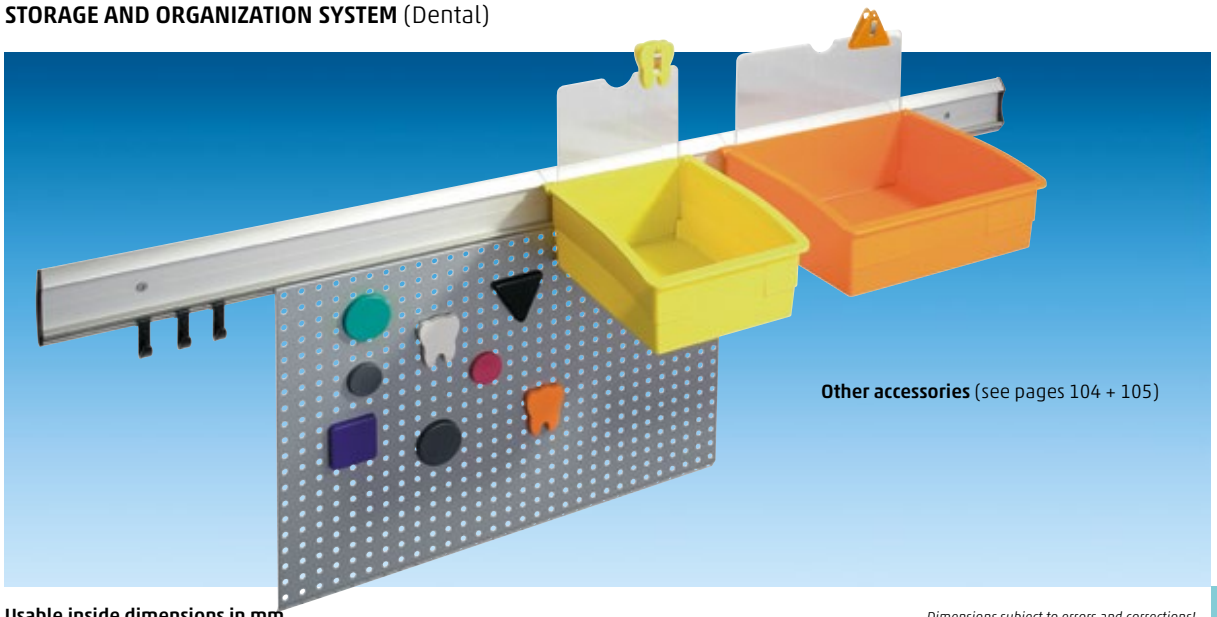

Other accessories (see pages 104 + 105)

Usable inside dimensions in mm

STACKABLE BOXES AND TRAYS FOR SPECTACLE FRAMES



Stackable carrying rack for up to 8 optical working trays

Art. No.	**A4-70-Color-Tray** (s. illustration above)
Outside dimensions	Height of frame 610 mm, width 190 mm, depth 252 mm



Stackable carrying rack for up to 10 optical working trays

Art. No.	**A 4-4 Color-Tray** (s. illustration above)
Outside dimensions	Height of frame 610 mm, width 190 mm, depth 252 mm

Art. No. **A 4-70 E** with compartments
Dimensions 260 x 165 x 70
Colours transparent

Art. No. **A 4-70 N** without compartments
Dimensions 260 x 165 x 70
Colours transparent

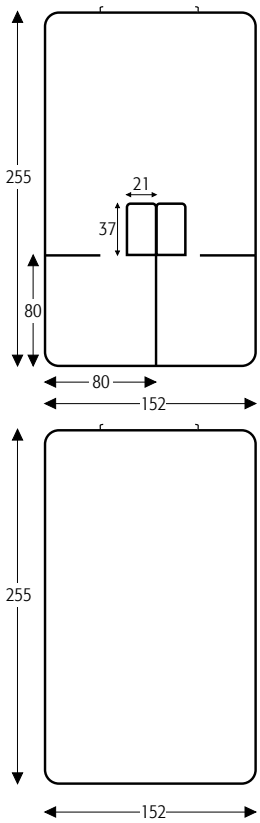

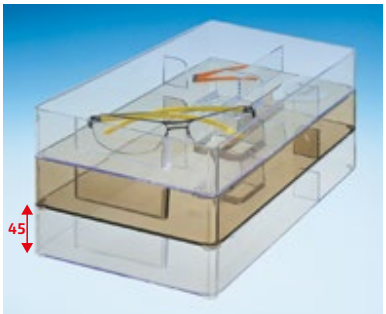

Art. No. **A 4-4 E** with compartments
Dimensions 260 x 165 x 45
Colours transparent



Art. No. **A 4-4 N** without compartments
Dimensions 260 x 165 x 45
Colours transparent

Usable inside dimensions in mm

Dimensions subject to errors and corrections!

- **PLASTIC DRAWER CABINETS**
- **STANDARD INSERTS** vacuum-formed
- **DRAWER ROLLBOYS**
- **SELECTIVE CUPS FOR DRAWERS**

Drawer carbinets on Licefa.de

Dimensions subject to errors and corrections!

NEON PLASTIC DRAWER CABINETS

Please order inserts and identification labels separately (see page 78)

Art. No.	**8162030**
Dimensions	340 x 250 x 40
Colours	

Art. No.	**8162031**
Dimensions	340 x 250 x 40
Colours	

Art. No.	**8162032**
Dimensions	340 x 250 x 40
Colours	

Art. No.	**8900060**
Dimensions	2 drawers
Colours	

Art. No.	**8900061**
Dimensions	2 drawers
Colours	

Art. No.	**8900062**
Dimensions	2 drawers
Colours	

Art. No.	**8900063**
Dimensions	6 drawers
Colours	

Art. No.	**8900064**
Dimensions	6 drawers
Colours	

Art. No.	**8900065**
Dimensions	6 drawers
Colours	

Art. No.	**Roll-Container** NEON YELLOW/GREEN
	8900106 8 drawers
	8900110 12 drawers

Art. No	**Roll-Container** NEON-RED
	8900107 8 drawers
	8900111 12 drawers

Art. No	**Roll-Container** NEON-BLUE
	8900108 8 drawers
	8900112 12 drawers

Usable inside dimensions in mm.

Dimensions subject to errors and corrections!

CLEAR PLASTIC DRAWER CABINETS

Art. No.	**8162033**
Dimensions	340 x 250 x 40
Colours	◯

Art. No.	**8900066**
Dimensions	2 drawers
Colours	◯

Art. No.	**8900067**
Dimensions	6 drawers
Colours	◯

Art. No	**Roll-Container** CRYSTAL CLEAR ◯
	8900109 8 drawers
	8900113 12 drawers

Usable inside dimensions in mm.

ROLL CONTAINER

variable in height

with 12 drawers
A1-2 (340 x 250 x 40 mm)
for each roll container
(colours see page 72)

Please order inserts and identification labels separately (see page 78)

Assembly instructions:

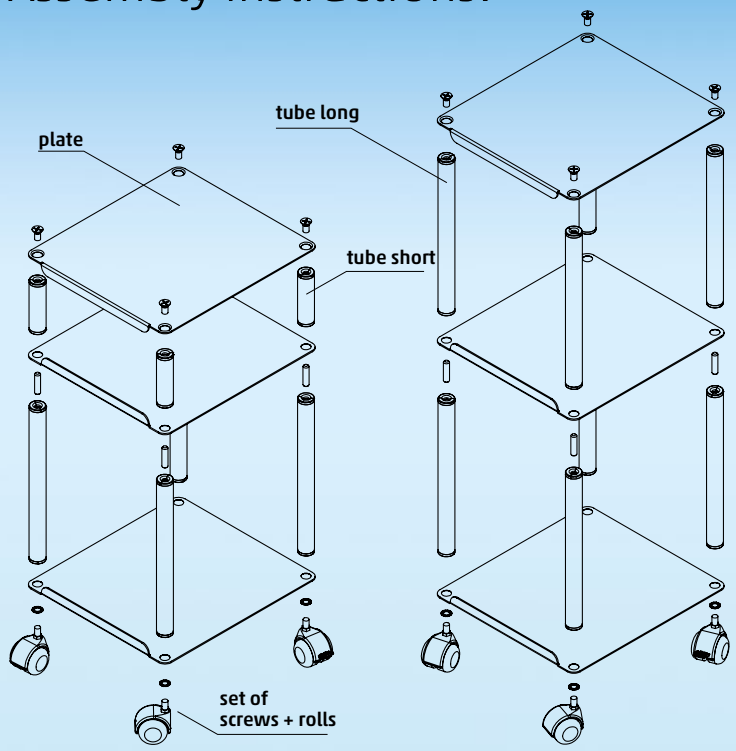

PLASTIC DRAWER CABINETS, PLUG-IN SYSTEM
TYPE OF CABINET AFS 236/20

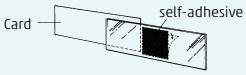

Art. No.	Description	Colour
8169001	Top mounting frame for AFS 236 (without plug in apertures)	grey
8169002	Mounting frame for AFS 236/20 275 x 250 x 30 outside (with plug in apertures)	grey
8169000	Base plate for AFS 236 275 x 250 x 8 outside (1 x per cabinet)	grey
8162000	Drawer for AFS 236/20	white
8162002	Drawer for AFS 236/20	yellow
8162003	Drawer for AFS 236/20	red
8162004	Drawer for AFS 236/20	green
8162005	Drawer for AFS 236/20 261 x 236 x 20 internal	blue
Additional options		
8169003	Identification label for AFS 236 and 340 70x14, with exchangable cards	transparent
8169013	Stopper for AFS 236 and 340	grey

Instructions for self-assembly

1.)

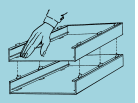

2.)

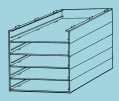

3.)

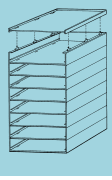



Art. No.	**8900007**
	without inserts with labels
Colours	see illustration



Art. No.	**8900159*** Drawer box
	without inserts without labels
Colours	Drawers
Inside dimensions	261 x 236 x 20
Note	Plug-in system, variable height, disassembly possible



Art. No.	**2422412** Lid
	(not if used as drawer)

VACUUM-FORMED STANDARD DRAWER INSERTS Polystyrene white
Dimensions: 340 x 250 x 17 mm



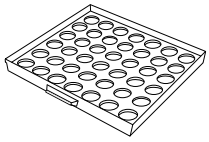

T 2-5 Insert for boxes 27 mm Ø, for 42 boxes **2426057**

see chapter 8 on page 90

Usable inside dimensions in mm. * Inserts and identification labels to be ordered separately

Dimensions subject to errors and corrections!

PLASTIC DRAWER-CABINETS Identification labels incl., please order inserts separately (see pages 76, 78, 80). The drawers are delivered in colours as shown in the pictures.

Art. No.	**8900001**	**8900002**	**8900003**
Dimensions	340 x 250 x 22	340 x 250 x 40	340 x 250 x 62
	(dimensions see page 76)	(dimensions see page 78)	(dimensions see page 80)
Note	The Licefa cabinet family can be combined in any way.		

Licefa drawer cabinets in drawer box for field service men and fitters (see pages 76, 78, 80)

Licefa drawer cabinets with support frame made from metal

Rollboys

Art. No.	**8900004**	**8900005**	**8900006**

Identification labels incl., please order inserts separately (see pages 76, 78, 80)

Usable inside dimensions in mm.

Dimensions subject to errors and corrections!

PLASTIC DRAWER-CABINETS, PLUG-IN SYSTEM
TYPE OF CABINET AFS 340/22

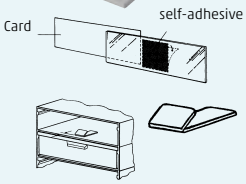

Art. No.	Description	Colour
8169011	Mounting frame for AFS 340/22 355 x 267 x 33 mm outside (with plug in apertures)	grey
8169010	Base plate for AFS 340 355 x 267 x 8 outside (1 x per carbinet)	grey
8169012	End plugs for top frame only AFS 340 1 set = 6 pieces	grey
8162007	Drawer for AFS 340/22	white
8162008	Drawer for AFS 340/22	yellow
8162009	Drawer for AFS 340/22	red
8162010	Drawer for AFS 340/22	green
8162011	Drawer for AFS 340/22	blue
8162012	Drawer for AFS 340/22 340 x 250 x 22 internal	grey
Additional options		
8169003	Identifaction label AFS 236 und 340 70x14, with exchangable cards	transparent
8169013	Stopper for AFS 236 und 340	grey

Instructions
for self-assembly

1.)
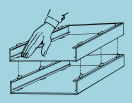

2.)
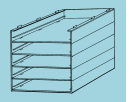

3.)
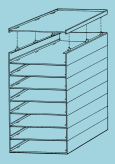

4.) Turn round cabinet and put onto base plate

5.)

Each of the locking pins must snap in clearly audible. Disassembly in reverse order of assembly.

VACUUM-FORMED STANDARD DRAWER INSERTS Polystyrene white
Dimensions: 340 x 250 x 17 mm

TE 8-4

TE 14-4



TE 16-4

TE 25-4



TE 30-4
Compartments rounded at the bottom



TE 42-4



TE 45-4



TE 81-4



Insert **TE 60-4**
for 60 round boxes
V 1-12 27 Ø x 13 mm

Usable inside dimensions in mm.

Dimensions subject to errors and corrections!

DRAWER CABINET AFS 340/22 flat drawer (format A4, height 40 mm inside)

Identification labels incl., please order inserts separately (see page 76)
The drawers are delivered in colours as shown in the pictures



Art. No.	8900010	8900011	8900012	8900013	8900014	8900015
	○	●	●	●	●	●

Portable cabinet with chromium-plated frame

Art. No.	**8900129**
Overall dimensions	355 x 300 x 370

Drawer box black (wood)

Art. No.	**8900130**
Overall dimensions	324 x 287 x 395

Drawer box silver (aluminum)

Art. No.	**8900131**
Overall dimensions	324 x 287 x 395

DRAWERS ROLLBOYS

Identification labels incl., please order inserts separately (see pages 76)

Art. No.	**8900031**
	with 36 drawers
	with pad 585 x 365
	(see inside dimensions drawers
	page 94)
Overall dimensions	318 x 365 x 806

Art. No.	**8900004**
	with 18 drawers
Overall dimensions	318 x 365 x 806
Note	Inserts and identification labels to be
	ordered separately

Art. No.	**8900028**
	with 36 drawers
Overall dimensions	585 x 365 x 806
Note	Inserts and identification labels to be
	ordered separately

Usable inside dimensions in mm.

Dimensions subject to errors and corrections!

PLASTIC DRAWER CABINETS, PLUG-IN SYSTEM
TYPE OF CABINET AFS 340/40

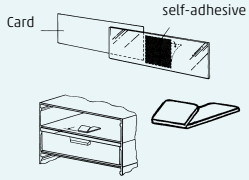

Art. No.	Description	Colour
8169014	Mounting frame for AFS 340/40 355 x 267 x 50 mm outside, (with plug in apertures)	grey
8169010	Base plate for AFS 340 355 x 267 x 8 mm outside (1 x per cabinet)	grey
8169012	End plugs for top frame only AFS 340 1 set = 6 pieces	grey
8162019	Drawer for AFS 340/40	white
8162020	Drawer for AFS 340/40	yellow
8162021	Drawer for AFS 340/40	red
8162022	Drawer for AFS 340/40	green
8162023	Drawer for AFS 340/40	blue
8162024	Drawer for AFS 340/40 340 x 250 x 40 mm internal	grey
Additional options		
8169004	Identification label for AFS 340 70x25, with exchangable cards	transparent
8169013	Stopper for AFS 236 and 340	grey

Instructions
for self-assembly

1.)
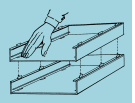

2.)
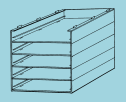

3.)
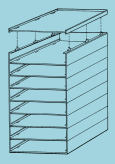

4.) Turn round cabinet and put onto base plate

5.)

Each of the locking pins must snap in clearly audible. Disassembly in reverse order of assembly.

VACUUM-FORMED STANDARD DRAWER INSERTS Polystyrene white
Dimensions: 340 x 250 x 38 mm



TE 3 S



TE 6 S



TE 9 S



TE 12 S



TE 16 S



TE 22 AS



TE 22 S
Compartments rounded at the bottom



TE 25 S



TE 30 S
Compartments rounded at the bottom

Usable inside dimensions in mm.

Dimensions subject to errors and corrections!

DRAWER CABINET AFS 340/40 middle high drawer (format A4, height 40 mm inside)

Identification labels incl., please order inserts separately (see page 78)
The drawers are delivered in colours as shown in the pictures

Art. No.	8900016	8900017	8900018	8900019	8900020	8900021
	○	●	●	●	●	●

Portable cabinet with chromium-plated frame

Art. No.	**8900132**
Overall dimensions	370 x 300 x 355

Drawer box black (wood)

Art. No.	**8900133**
Overall dimensions	370 x 280 x 360

Drawer box silver (aluminium)

Art. No.	**8900134**
Overall dimensions	370 x 280 x 360

DRAWER ROLLBOYS

Identification labels incl., please order inserts separately (see page 78)

Art. No.	**8900032** with 24 drawers
	with pad 585 x 365
Overall dimensions	585 x 365 x 806
(see page 94)	

Art. No.	**8900005**
	with 12 drawers
Overall dimensions	318 x 365 x 806

Art. No.	**8900029**
	with 24 drawers
Overall dimensions	585 x 365 x 806

Usable inside dimensions in mm.

Dimensions subject to errors and corrections!

PLASTIC DRAWER CABINETS, PLUG-IN SYSTEM
TYPE OF CABINET AFS 340/62

INDIVIDUAL COMPONENTS

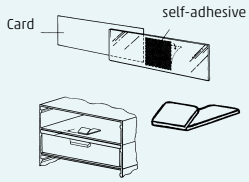

Art. No.	Description	Colour
8169015	Mounting frame for AFS 340/62 355 x 267 x 75 mm outside (with plug in apertures)	grey
8169010	Base plate for AFS 340 355 x 267 x 8 outside (1 x per carbinet)	grey
8169012	End plugs for top frame only AFS 340 1 set = 6 pieces	grey
8162034	Drawer for AFS 340/62	white
8162035	Drawer for AFS 340/62	yellow
8162036	Drawer for AFS 340/62	red
8162037	Drawer for AFS 340/62	green
8162038	Drawer for AFS 340/62	blue
8162039	Drawer for AFS 340/62 340 x 250 x 62 mm internal	grey
Additional options		
8169004	Identification label for AFS 340 70x25, with exchangable cards	transparent
8169013	Stopper for AFS 236 and 340	grey

Instructions
for self-assembly

1.)
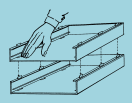

2.)
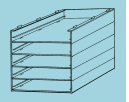

3.)
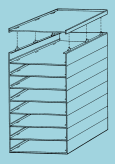

4.) Turn round cabinet and put onto base plate

5.) Turn round cabinet and put onto base plate

Each of the locking pins must snap in clearly audible. Disassembly in reverse order of assembly.

VACUUM-FORMED STANDARD DRAWER INSERTS Polystyrene white

Dimensions: 340 x 250 x 53 mm



TE 4-60



TE 6-60



TE 9-60



TE 12 K



TE 24 K

Inserts with round cavities:

T 2-8 K
88 cavities
23 Ø x 17 mm
T 2-15 K
63 cavities
26 Ø x 20 mm

Usable inside dimensions in mm.

Dimensions subject to errors and corrections!

DRAWER CABINET AFS 340/62 high drawer (format A4, height 62 mm inside)

Identification labels incl., please order inserts separately (see page 80)
The drawers are delivered in colours as shown in the pictures



Art. No.	8900022	8900023	8900024	8900025	8900026	8900027
	○	●	●	●	●	●

Portable cabinet with chromium-plated frame
Art. No. **8900135**
Overall dimensions 370 x 300 x 355

Drawer box black (wood)
Art. No. **8900136**
Overall dimensions 370 x 280 x 360

Drawer box silver (aluminium)
Art. No. **8900137**
Overall dimensions 370 x 280 x 360

DRAWER ROLLBOYS

Identification labels incl., please order inserts separately (see page 80)

Art. No. **8900033**
with 16 drawers
with pad 585 x 365
Overall dimensions 585 x 365 x 806
(see page 94)

Art. No. **8900006**
with 8 drawers
Overall dimensions 318 x 365 x 806

Art. No. **8900030**
with 16 drawers
Overall dimensions 585 x 365 x 806

Usable inside dimensions in mm.

Dimensions subject to errors and corrections!

SELECTIVE CUPS conductive type Liastat *) black, standard type grey and white

Art. No. **8900122**

s. page 78

2 drawers with 24 inserts each	**2425703**
2 drawers with 12 inserts each	**2425692**
2 drawers with 6 inserts each	**2425715**

Inserts	24	12	6	3
grey	2425703	2425692	2425715	
white	2425698	2425691	2425714	2443072
EGB	2425704	2425693	2425716	2443071
outside	62 x 56 x 33	112 x 62 x 33	124 x 112 x 33	248 x 112 x 33
inside	59 x 53 x 31	109 x 59 x 31	121 x 109 x 31	242 x 109 x 31

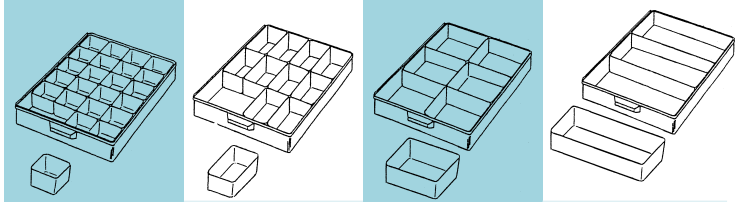

Special size **V 6-28/2**; 110 x 42 x 35 outside 18 pcs per box

Drawers **A 1-2/16-6-10** with lid, **A 1-2/4-6-10** as flat box or with inserts as assortment box



Art. No. **8900123**

s. page 80

1 drawer with 30 inserts each	**2425707**
1 drawer with je 15 inserts each	**2425696**
1 drawer with 6 inserts each	**2425717**

Inserts	30	15	6	3
white	2425707	2425696	2425717	2443739
EGB	2425708	2425697	2425718	2443738
outside	56 x 50 x 54	113 x 50 x 54	125 x 113 x 54	250 x 113 x 54
inside	53 x 47 x 52	109 x 47 x 52	121 x 109 x 52	242 x 109 x 52

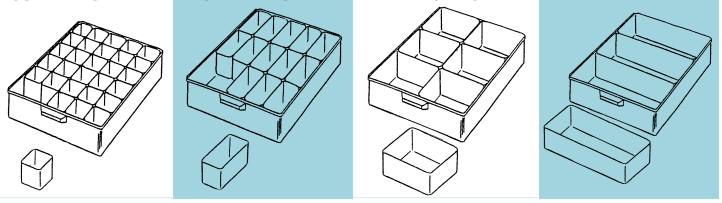

COVER PLATES / LIDS FOR DRAWERS

Note: For A1-2 / Plate 1 or 2 can be inserted into the drawer frame!



A 1-2/4-7-1 Lid **A 1-2 Platte 2** Cover plate (grip hole)

EMPTY CASINGS | TRANSPORT AIDS FOR SUPERSTRUCTURES



Metal frame

Art. No.	**2422513**
Overall dimensions	366 x 298 x 396

Drawer case black empty (wood)

Art. No.	**2425733**
Overall dimensions	325 x 280 x 382



Drawer case silver empty (aluminium)

Art. No.	**2447001**
Overall dimensions	324 x 287 x 395

EMPTY ROLLBOYS

Rollboy Single

Art. No.	**8169080**
Outside dimensions	318 x 365 x 806

Rollboy Double

Art. No.	**8169082**
Outside dimensions	585 x 365 x 806

Usable inside dimensions in mm.

* Liastat = material conductive

Dimensions subject to errors and corrections!

Conductive boxes on Licefa.de

Film ESD boxes

Also known as
"mouse's loo!"



conductive
material

TERMS AND STANDARDS

ESD. is the electrostatic discharge as potential equalization between loaded bodies by direct contact or flashover.

Standards
DIN EN 61340-5-1. Electrostatics – Part 5:1: Protection of electronic components against electrostatic phenomenons – general requirements.

conductive
material

Conductive materials. If the surface resistivity is larger 10^2 Ohm and smaller 10^5 Ohm (according to DIN EN 61340-5-1).

dissipative
material

Dissipative materials. If the surface resistivity is larger 10^5 Ohm and smaller 10^{11} (according to DIN EN 61340-5-1).

Dimensions subject to errors and corrections!

CONDUCTIVE BOXES + SMD BOXES

SMD boxes – non-conductive

		Art. No.	Bottom part	Lid	Inside dimensions	Characteristics
N 1		8150000	○	transparent	16 x 12 x 15	non-conductive
		8150001	yellow	transparent	16 x 12 x 15	non-conductive
		8150002	red	transparent	16 x 12 x 15	non-conductive
		8150003	green	transparent	16 x 12 x 15	non-conductive
		8150004	blue	transparent	16 x 12 x 15	non-conductive
		8150005	○	○	16 x 12 x 15	non-conductive
		8150006	yellow	yellow	16 x 12 x 15	non-conductive
		8150007	red	red	16 x 12 x 15	non-conductive
		8150008	green	green	16 x 12 x 15	non-conductive
		8150009	blue	blue	16 x 12 x 15	non-conductive
N 2		8150010	○	transparent	37 x 12 x 15	non-conductive
		8150011	yellow	transparent	37 x 12 x 15	non-conductive
		8150012	red	transparent	37 x 12 x 15	non-conductive
		8150013	green	transparent	37 x 12 x 15	non-conductive
		8150014	blue	transparent	37 x 12 x 15	non-conductive
		8150015	○	○	37 x 12 x 15	non-conductive
		8150016	yellow	yellow	37 x 12 x 15	non-conductive
		8150017	red	red	37 x 12 x 15	non-conductive
		8150018	green	green	37 x 12 x 15	non-conductive
		8150019	blue	blue	37 x 12 x 15	non-conductive
N 3		8150020	○	transparent	41 x 37 x 15	non-conductive
		8150021	yellow	transparent	41 x 37 x 15	non-conductive
		8150022	red	transparent	41 x 37 x 15	non-conductive
		8150023	green	transparent	41 x 37 x 15	non-conductive
		8150024	blue	transparent	41 x 37 x 15	non-conductive
		8150025	○	○	41 x 37 x 15	non-conductive
		8150026	yellow	yellow	41 x 37 x 15	non-conductive
		8150027	red	red	41 x 37 x 15	non-conductive
		8150028	green	green	41 x 37 x 15	non-conductive
		8150029	blue	blue	41 x 37 x 15	non-conductive
N 4		8150030	○	transparent	68 x 57 x 15	non-conductive
		8150031	yellow	transparent	68 x 57 x 15	non-conductive
		8150032	red	transparent	68 x 57 x 15	non-conductive
		8150033	green	transparent	68 x 57 x 15	non-conductive
		8150034	blue	transparent	68 x 57 x 15	non-conductive
		8150035	○	○	68 x 57 x 15	non-conductive
		8150036	yellow	yellow	68 x 57 x 15	non-conductive
		8150037	red	red	68 x 57 x 15	non-conductive
		8150038	green	green	68 x 57 x 15	non-conductive
		8150039	blue	blue	68 x 57 x 15	non-conductive
N 5		8150040	○	transparent	180 x 68 x 15	non-conductive
		8150041	yellow	transparent	180 x 68 x 15	non-conductive
		8150042	red	transparent	180 x 68 x 15	non-conductive
		8150043	green	transparent	180 x 68 x 15	non-conductive
		8150044	blue	transparent	180 x 68 x 15	non-conductive
		8150045	○	○	180 x 68 x 15	non-conductive
		8150046	yellow	yellow	180 x 68 x 15	non-conductive
		8150047	red	red	180 x 68 x 15	non-conductive
		8150048	green	green	180 x 68 x 15	non-conductive
		8150049	blue	blue	180 x 68 x 15	non-conductive

SMD boxes – conductive – dissipative

		Art. No.	Bottom part	Lid	Inside dimensions	Characteristics
N 1		**8150050**	● black	● black	16 x 12 x 15	
		8150051	● black	transparent*	16 x 12 x 15	
		8150058	● black	● yellow	16 x 12 x 15	
		8150059	● yellow	● black	16 x 12 x 15	
		8150055	● yellow	transparent*	16 x 12 x 15	
		8150056	● red	transparent*	16 x 12 x 15	
		8150057	● blue	transparent*	16 x 12 x 15	
		8150052	● yellow	● yellow	16 x 12 x 15	
		8150053	● red	● red	16 x 12 x 15	
		8150054	● blue	● blue	16 x 12 x 15	
N 1 half height	**a) Conductive slab foam N1** 5mm					
N 2		**8150060**	● black	transparent*	37 x 12 x 15	
		8150061	● black		37 x 12 x 15	
		8150068	● black	● yellow	37 x 12 x 15	
		8150069	● yellow	● black	37 x 12 x 15	
		8150065	● yellow	transparent*	37 x 12 x 15	
		8150066	● red	transparent*	37 x 12 x 15	
		8150067	● blue	transparent*	37 x 12 x 15	
		8150062	● yellow	● yellow	37 x 12 x 15	
		8150063	● red	● red	37 x 12 x 15	
		8150064	● blue	● blue	37 x 12 x 15	
half height	**a) Conductive slab foam N2** 5mm					
N 3		**8150070**	● black	● black	41 x 37 x 15	
		8150071	● black	transparent*	41 x 37 x 15	
		8150078	● black	● yellow	41 x 37 x 15	
		8150079	● yellow	● black	41 x 37 x 15	
		8150075	● yellow	transparent*	41 x 37 x 15	
		8150076	● red	transparent*	41 x 37 x 15	
		8150077	● blue	transparent*	41 x 37 x 15	
		8150072	● yellow	● yellow	41 x 37 x 15	
		8150073	● red	● red	41 x 37 x 15	
		8150074	● blue	● blue	41 x 37 x 15	
N 4		**8150080**	● black	● black	68 x 57 x 15	
		8150081	● black	transparent*	68 x 57 x 15	
		8150088	● black	● yellow	68 x 57 x 15	
		8150089	● yellow	● black	68 x 57 x 15	
		8150085	● yellow	transparent*	68 x 57 x 15	
		8150086	● red	transparent*	68 x 57 x 15	
		8150087	● blue	transparent*	68 x 57 x 15	
		8150082	● yellow	● yellow	68 x 57 x 15	
		8150083	● red	● red	68 x 57 x 15	
		8150084	● blue	● blue	68 x 57 x 15	

Usable inside dimensions in mm.

*transparent = smoke-crystal clear with vapour-deposited conductive layer as surface
Dimensions subject to errors and corrections!

CONDUCTIVE BOXES + SMD BOXES

conductive material

dissipative material

SMD CABINETS WITH CHIP CONTAINERS

N 1



Art. No. **8900056**

Drawer in yellow DISS with vacuum-formed insert, black ESD and 81 SMD boxes N1 yellow DISS with black ESD lids



Art. No. **8900052**

Drawer in black ESD with 144 SMD boxes N1 as block yellow DISS with black ESD lids



Art. No. SMD cabinet **8900034**

fitting exactly into **A 1-4/16-6-10**

Inside Dimensions 340 x 250 x 22

N 2



Art. No. **8900057**

Drawer in yellow DISS with vacuum-formed insert, black ESD and 25 SMD boxes N2 yellow DISS with black ESD lids and 25 SMD boxes N2 black ESD with yellow DISS lids

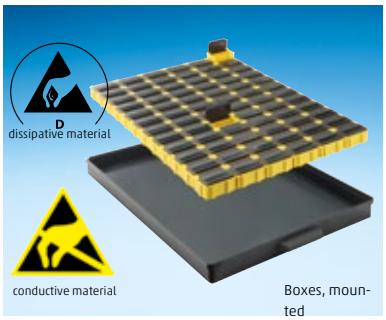

Art. No. **8900053**

Drawer black ESD with 72 SMD boxes N2 as a block yellow DISS with black ESD lids

Art. No. SMD cabinet **8900035**

Cabinet with 3 drawers incl.

3 x 72 = 216 pcs

N 3

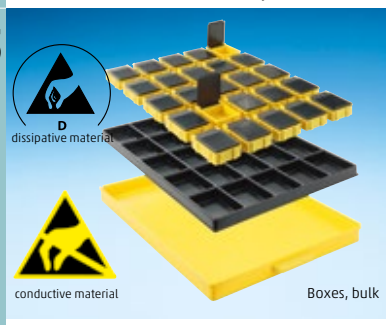

Art. No. **8900058**

Drawer yellow DISS with vacuum-formed insert, black ESD and 25 SMD boxes N3 yellow DISS with black ESD lids

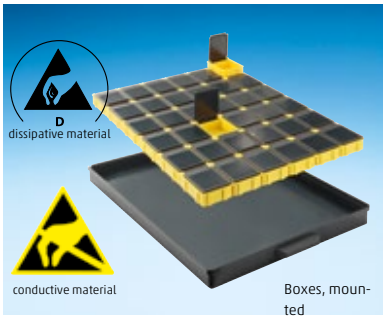

Art. No. **8900054**

Drawer black ESD with 36 SMD boxes N3 as a block yellow DISS with black ESD lids



Art. No. SMD cabinet **8900036**

Cabinet with 3 drawers incl.

3 x 36 = 108 pcs

N 4



Also known as „mouse's loo"!

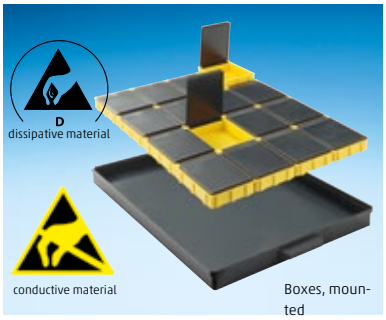

Art. No. **8900055**

Drawer black ESD with 16 SMD boxes N4 as a block yellow DISS with black ESD lids

Art. No. SMD cabinet **8900037**

Cabinet with 3 drawers incl.

3 x 16 = 48 pcs

Usable inside dimensions in mm.

Dimensions subject to errors and corrections!

Art. No. SMD cabinet **8900038**
Cabinet with 3 drawers incl.
3 x 144 = 432 pcs

Art. No. SMD cabinet **8900039**
Cabinet with 3 drawers incl.
3 x 72 = 216 pcs



Art. No. SMD cabinet **8900040**
Cabinet with 3 drawers incl.
3 x 36 = 108 pcs



Art. No. SMD cabinet **8900041**
Cabinet with 3 drawers incl.
3 x 16 = 48 pcs



Art. No. SMD cabinet **8900042**
Cabinet with 3 drawers incl.
3 x 144 = 432 pcs



Art. No. SMD cabinet **8900043**
Cabinet with 3 drawers incl.
3 x 72 = 216 pcs

Art. No. SMD cabinet **8900044**
Cabinet with 3 drawers incl.
3 x 36 = 108 pcs



Art. No. SMD cabinet **8900045**
Cabinet with 3 drawers incl.
3 x 16 = 48 pcs

MIXED-SMD-CABINETS



Art. No. SMD cabinet **8900046**
Cabinet with 4 drawers various SMD
collapsible boxes per drawer



Art. No. SMD cabinet **8900047**
Cabinet with 4 drawers various SMD
collapsible boxes per drawer



Art. No. SMD cabinet **8900048**
Cabinet with 4 drawers various SMD
collapsible boxes per drawer

Art. No. assortment box conductive **8120364**
(see page 99) to fill with SMD-boxes on request

Usable inside dimensions in mm.

conductive material

SMD SPOOL RACK

Art. No. **V 11-4** (not conductive)
with 25 variable partitions and
continuous identification rail
(for spools up to Ø 250)
Basic dimensions 450 x 240
Colours ○

Art. No. **V 11-4-6-10** (conductive)
with 25 variable partitions and
continuous identification rail
(for spools up to Ø 250)
Basic dimensions 450 x 240
Colours ●

Art. No. **V 11-8-6-10** (conductive)
Spool stands for horizontal storage of
SMD spools up to Ø 180
(First in / First out)
Outs sions 186 x 173 x 210
Inside dimensions 182 x 169 x 190



Art. No. **V 11-7**
with 25 variable partitions and
continuous identification rail
(for spools up to Ø 330)
Basic dimensions 455 x 315
Colours ○

Art. No. **V 11-7-6-10** (conductive)
with 25 variable partitions and
continuous identification rail
(for spools up to Ø 330)
Basic dimensions 455 x 315
Colours ●

Art. No. **V 11-9-6-10** (conductive)
Spool stands for horizontal storage of
SMD spools up to Ø 330
(First in / First out)
Outside dimensions 339 x 319 x 210
Inside dimensions 335 x 315 x 190

Art. No. **V 11-14**
with 10 variable partitions and
continuous identification rail
(for spools up to Ø 380)
Basic dimensions 455 x 360
Colours ○

Art. No. **V 11-14-6-10** (conductive)
with 10 variable partitions and
continuous identification rail
(for spools up to Ø 380)
Basic dimensions 455 x 360
Colours ●

Art. No. **V 11-15-6-10** (conductive)
Spool stands for horizontal storage of
SMD spools up to Ø 380
(First in / First out)
Outside dimensions 380 x 370 x 250
Inside dimensions 375 x 365 x 230

Usable inside dimensions in mm.

Dimensions subject to errors and corrections!

SMD CABINETS WITH ROUND BOXES FOR CHIPS

The drawers are delivered in colours as shown in the picture

Art. No.	SMD cabinet **8900103**
	A1-1 SMD green + 252 green boxes

Art. No.	SMD cabinet **8900104**
	A1-1 SMD red + 252 red boxes

Art. No.	SMD cabinet **8900102**
	A1-1 SMD blue + 252 blue boxes



Art. No. SMD cabinet **8900105 ESD** 6-fold cabinets with inserts
and 252 round boxes **V 1-12-6-10**, 27 Ø x 13 upon request
V 1-12, crystal clear including conductive layer

Art. No.	SMD cabinet **8900100**
	A1-1 SMD white + 252 white boxes



Art. No.	SMD cabinet **8900101**
	A1-1 SMD yellow + 252 yellow boxes

Usable inside dimensions in mm.

Dimensions subject to errors and corrections!

conductive material

PLASTIC DRAWER CABINETS, PLUG-IN SYSTEM
TYPE OF CABINET AFS 236/20

conductive material

Article description	Art. No.	
Drawer 261 x 236 x 20 inside	**8162044**	●
Mounting frame 275 x 250 x 30 outside (with plug-in apertures)	**8169075**	●
Base plate 275 x 250 x 8 outside (1 x per cabinet)	**8169076**	●
End plugs	**8169077**	●
Additional options		
Identification label self-adhesive, 70 x 14 with exchangeable cards	**8169003**	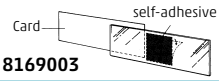
Stopper	**8169040**	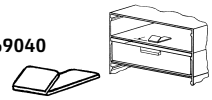

Instructions
for self-assembly

1.)

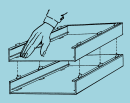

2.)

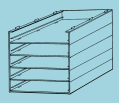

3.)

conductive material

Art. No.	**8900115**
Drawer	261 x 238 x 20 (inside)
Characteristics: conductive	
Note: Please order identification labels and	
inserts separately	
(see below)	



conductive material

Art. No.	**8900105**
Drawer	261 x 238 x 20 (inside)
Characteristics: conductive	
Note: identification labels incl.	
Please order inserts separately	
(see below)	

conductive material

Art. No.	**8162044** bottom part
Art. No.	+ **2422413** lid
Art. No.	+ **TE ... W-6-10** insert
see below as assortment case	
Inside dimensions: 261 x 238 x 20	
Characteristics: conductive	

VACUM FORMED STANDARD DRAWER INSERTS
Conductive version Liastat *) black, inside dimension of compartments, inside depth 16 mm

conductive material

TE 4 W-6-10

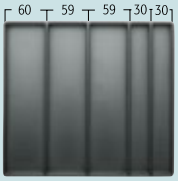

TE 5 W-6-10

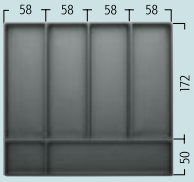

TE 6 W-6-10



TE 16 AW-6-10



TE 16 W-6-10



TE 18 W-6-10



TE 24 W-6-10



TE 36 W-6-10



TE 42 W-6-10



TE 56 W-6-10

Usable inside dimensions in mm. * Material Liastat = conductive/antistatic material, black.
Surface resistance according to fabrication criteria 10^3–10^8 Ohm.

Dimensions subject to errors and corrections!

PLASTIC DRAWER CABINETS, PLUG-IN SYSTEM
TYPE OF CABINET AFS 340/22

conductive material

Article description	Art. No.	
Drawer 340 x 250 x 22 inside	**8162015**	●
Mounting frame 355 x 267 x 33 outside (with plug-in apertures)	**8169037**	●
Base plate 355 x 267 x 8 outside (1 x per cabinet)	**8169038**	●
End plugs 1 set = 6 pcs.	**8169039**	●
Additional options		
Identification label self-adhesive, 70 x 14 with exchangeable cards	**8169003**	
Stopper	**8169040**	

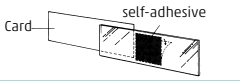

Instructions
for self-assembly

1.)

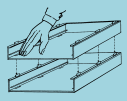

2.)

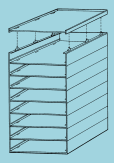

3.) Turn round cabinet and put onto base plate

4.)

Each of the locking pins must snap in clearly audible. Disassembly in reverse order of assembly.

conductive material

Art. No.	**8900116**
Drawer	340 x 250 x 22 (inside)
Characteristics: conductive	
Note: identification labels incl.	
Please order inserts separately	
(see below)	

conductive material

Art. No.	**8900117**
Drawer	340 x 250 x 22 (inside)
Characteristics: conductive	
Note: identification labels incl.	
Please order inserts separately	
(see below)	

conductive material

Art. No.	**8162015** bottom part
Art. No.	+ **2422553** lid
Inserts: see below	
See below as assortment cases	
Inside dimensions: 340 x 250 x 22	
Characteristics: conductive	

VACUM FORMED STANDARD DRAWER INSERTS
Inside dimensions of compartments, conductive type Liastat *) black

conductive material



TE 8-4-6-10



TE 12-4-6-10



TE 14-4-6-10



TE 16-4-6-10



TE 25-4-6-10

*Compartments rounded at the bottom



TE 30-4-6-10*



TE 42-4-6-10



TE 45-4-6-10



TE 81-4-6-10



Insert **2426248**
for **60 round boxes**
8110226

Usable inside dimensions in mm. * Material Liastat = conductive/antistatic material, black.
Surface resistance according to fabrication criteria 10^3–10^8 Ohm.

Dimensions subject to errors and corrections!

conductive material

PLASTIC DRAWER CABINETS, PLUG-IN SYSTEM
TYPE OF CABINET AFS 340/40

conductive material

Article description	Art. No.	
Drawer 340 x 250 x 40 inside	**8162028**	●
Mounting frame 355 x 267 x 50 outside (with plug-in apertures)	**8169078**	●
Base plate 355 x 267 x 8 outside (1 x per cabinet)	**8169038**	●
End plugs 1 set = 6 pcs.	**8169039**	●
Additional options		
Identification label self-adhesive, 70 x 25 with exchangeable cards	**8169004**	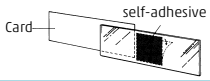
Stopper	**8169040**	

Instructions
for self-assembly

1.) 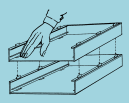

2.) 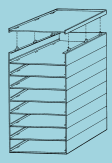

3.) Turn round cabinet and put onto base plate

4.)

Each of the locking pins must snap in clearly audible. Disassembly in reverse order of assembly.

conductive material

Art. No.	**8900118**
Drawer	340 x 250 x 40 (inside)
Characteristics: conductive	
Note: identification labels incl.	
Please order inserts separately	
(see below)	

conductive material

Art. No.	**8900119**
Drawer	340 x 250 x 40 (inside)
Characteristics: conductive	
Note: identification labels incl.	
Please order inserts separately	
(see below)	

conductive material

Art. No.	**8900124**
Note	For further information see p. 82
2 drawers: 6 x **2425716**	
2 drawers: 12 x **2425693**	
2 drawers: 24 x **2425704**	

VACUM FORMED STANDARD DRAWER INSERTS Conductive version Liastat *) black

Inside dimension of compartments, inside depth 32

conductive material

TE 3 S-6-10



TE 6 S-6-10



TE 9 S-6-10

TE 12 S-6-10



TE 16 S-6-10



TE 22 S-6-10
Compartments rounded at the bottom



TE 22 AS-6-10



TE 25 S-6-10



TE 30 S-6-10
Compartments rounded at the bottom

Usable inside dimensions in mm. * Material Liastat = conductive/antistatic material, black.
Surface resistance according to fabrication criteria 10^3–10^8 Ohm.

Dimensions subject to errors and corrections!

PLASTIC DRAWER CABINETS, PLUG-IN SYSTEM
TYPE OF CABINET AFS 340/62

conductive material

Article description	Art. No.	
Drawer 340 x 250 x 62 inside	**8162043**	●
Mounting frame 355 x 267 x 75 outside (with plug-in apertures)	**8169079**	●
Base plate 355 x 267 x 8 outside (1 x per cabinet)	**8169038**	●
End plugs 1 set = 6 pcs.	**8169039**	●
Additional options		
Identification label self-adhesive, 70 x 25 with exchangeable cards	**8169004**	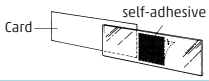
Stopper	**8169040**	

Instructions
for self-assembly

1.) 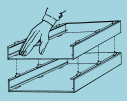

2.) 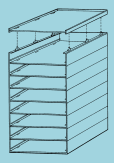

3.) Turn round cabinet and put onto base plate

4.)

Each of the locking pins must snap in clearly audible. Disassembly in reverse order of assembly.

conductive material

Art. No.	**8900120**
Drawer	340 x 250 x 62 (inside)
Characteristics: conductive	
Note: identification labels incl.	
Please order inserts separately	
(see below)	

conductive material

Art. No.	**8900121**
Drawer	340 x 250 x 62 (inside)
Characteristics: conductive	
Note: identification labels incl.	
Please order inserts separately	
(see below)	

conductive material

Art. No.	**8900125**
Note	For further information see p. 82
1 Drawer	30 x **2425708**
1 Drawer	15 x **2425697**
1 Drawer	6 x **2425718**
1 Drawer	3 x **2443738**

VACUM FORMED STANDARD DRAWER INSERTS
Conductive version Liastat *) black, inside height 53 mm

conductive material



TE 4-60-6-10



TE 6-60-6-10



TE 9-60-6-10



TE 12 K 6-10



TE 24 K 6-10

Usable inside dimensions in mm. * Material Liastat = conductive/antistatic material, black.
Surface resistance according to fabrication criteria 10^3–10^8 Ohm.

Dimensions subject to errors and corrections!

conductive material

EGB ROLLBOYS + EGB DRAWER CABINETS

Art. No.	**8900049**
	with 18 drawers with pad
	(cf. inside dimensions drawers page 91)
Outside dimensions	318 x 365 x 806
Note	Please order inserts separately,

Art. No.	**8900050**
	with 12 drawers with pad
	(cf. inside dimensions drawers page 92)
Outside dimensions	318 x 365 x 806
Note	Please order inserts separately,
	Additional products

Art. No.	**8900051**
	with 8 drawers with pad
	(cf. inside dimensions drawers page 93)
Outside dimensions	318 x 365 x 806
Note	Please order inserts separately,
	Additional products



ESD-Wheels

Art. No. **Spiral cable** extremely flexible
2.4 m x 2 x 1 MOhm safety resistance
Earth connection: 10 mm push-button

Art. No. **Wrist band** adjustable, flexible,
interlaced, silver-plated synthetic fabrics,
antiallergenic

Art. No.	**8900031** with 36 drawers
	with pad 585 x 365
	(cf. inside dimensions drawers page 91)
Outside dimensions	585 x 365 x 806
Note	Please order inserts separately

Art. No.	**8900032** with 24 drawers
	with pad 585 x 365
	(cf. inside dimensions drawers page 92)
Outside dimensions	585 x 365 x 806
Note	Please order inserts separately

Art. No.	**8900033** with 16 drawers
	with pad 585 x 365
	(cf. inside dimensions drawers page 93)
Outside dimensions	585 x 365 x 806
Note	Please order inserts separately

Usable inside dimensions in mm.

Dimensions subject to errors and corrections!

CONDUCTIVE BOXES

Art. No.	Handle	Colour	Outside dimensions	Inside dimensions
Euro 1-6-10	Holding edge	black	400 x 300 x 120	370 x 270 x 115
Euro 2-6-10	Holding edge	black	400 x 300 x 220	370 x 270 x 215
Euro 3-6-10	Holding edge	black	600 x 400 x 120	570 x 370 x 115
Euro 4-6-10	Holding edge	black	600 x 400 x 270	570 x 370 x 265
D Euro 1-2-6-10	Lid for **Euro 1** and **Euro 2**			
D Euro 3-4-6-10	Lid for **Euro 3** and **Euro 4**			

CONDUCTIVE FOLDBOXES

Art. No.	Outside dimensions	Inside dimensions
FB 4322 ESD	400 x 300 x 220	365 x 265 x 215
FB 4327 ESD	400 x 300 x 270	365 x 265 x 265
FB 6422 ESD	600 x 400 x 220	567 x 367 x 212
FB 6427 ESD	600 x 400 x 270	567 x 367 x 262
DFD 43 ESD	400 x 300	Lid ESD
DFD 64 ESD	600 x 400	Lid ESD

INSERT TRAYS FOR EURO BOXES



Insert tray for Euro boxes

Art. No. **ET-1-6-10**

EK 1-2/LWB (400 x 300) stackable,

Inside dimensions 310 x 250 x 20

Insert tray for Euro boxes

Art. No. **ET-3-6-10**

EK 3-4/LWB stackable,

Inside dimensions 520 x 345 x 60

Trays for small printed boards

Art. No. **TL 1** for 16 printed boards 105 x 50

Dimensions 350 x 225 x 30

Art. No. **TL 2** for 15 printed boards 100 x 40

Dimensions 350 x 250 x 30

Art. No. **TL 3** for 45 printed boards 50 x 30

Dimensions 350 x 250 x 23

Usable inside dimensions in mm.

Dimensions subject to errors and corrections!

conductive material

SMD-BOXES

Art. No.	**8900126**
SMD packaging set with 32 cavities	
18 Ø x 12 with individual top cover	
(non-conductive)	

Art. No.	**8900128** (conductive) black
	for 6 pcs **V 11-5** (without top cover)
Art. No.	**8900127**
	non conductive

Art. No.	**2427874**
V5-27 ESD: 77 x 55 x 12	
Inlays: 35 comp. (approx. 7 x 6 mm	
buttom)	

SMD-BOXES

Art. No.	**8900163** Inside 214 x 150 x 26
SMD-Set with 130 small boxes incl. foam inlay	
Art. No.	**2449795** Single Box
6 x 6 x 19	
(non conductive)	

Art. No.	**V11-3** Inside 153 x 106 x 25
SMD-Set with 60 small boxes incl. foam inlay	
Art. No.	**2449795** Single Box
6 x 6 x 19	
(non conductive)	

PRINTED PROFILES



Art. No.: **LP 1** printed boards L-Profil	
Dimensions: 200 x 274 x 93	
Art. No.: **LP 2** printed boards L-Profil	
Dimensions: 350 x 263 x 125	
25 slots for printed boards transport/	
storage service workshop	

VARIABLE CIRCUIT BOARD CUPBOARD

with flat, wide drawers	
(conductive)	
Art. No.	**A1-Z**
	Vario ESD
Inside dimensions	380 x 345 x 18
	with 3 mm conductive foam
Notes:	Please also refer to page 120,
	Accessory tooth cabinet

ROUND BOXES



Art. No.	V 1-12-6-6-10-10	V 1-11-6-6-10-10	V 2-101-6-6-10-10	V 2-102-6-6-10-10
Inside dimensions	26 Ø x 13	26 Ø x 17,5	52 Ø x 40	52 Ø x 67

SNAP LOCK

Art. No.	V 20-200 ESD	V 20-201 ESD	V 20-202 ESD	V 20-203 ESD	V 20-204 ESD	V 20-205 ESD
Inside dimensions	32 x 32 x 8	55 x 39 x 10	66 x 47 x 13	92 x 65 x 17	111 x 78 x 26	134 x 95 x 30

RECTANGULAR BOXES

Art. No.	V 3-4A-6-6-10-10*	V 3-12-6-6-10-10*	V 3-18-6-6-10-10*	V 3-40-6-6-10-10*
Inside dimensions	27 x 27 x 12	50 x 30 x 16	57 x 36 x 17	80 x 50 x 27



Art. No.	V 6-4-6-6-10-10	V 3-10-6-6-10-10	V 3-53-6-6-10-10	V 3-37-6-6-10-10	V 3-54-6-6-10-10
Inside dimensions	6 comp. each 19 x 15 x 5	49,5 x 39,5 x 5	102 x 25 x 10	75 x 75 x 27	102 x 85 x 47

STACKABLE BOXES

Ar. No. Stackable boxes, Turned-up lid	
V 3-16-6-6-10-10	55 x 55 x 25/16 inside
V 3-17-6-6-10-10	55 x 55 x 35/26 inside
V 3-59-6-6-10-10	115 x 55 x 35/26 inside
V 3-61-6-6-10-10	115 x 115 x 55/46 inside

Ar. No. Stackable boxes, Hinged lid	
V 8-1-6-6-10-10	75 x 50 x 33 inside
V 8-2-6-6-10-10	75 x 50 x 45 inside
V 8-5-6-6-10-10	106 x 75 x 46 inside
V 8-7-6-6-10-10	156 x 106 x 46 inside

EGB foam inlay on request

HINGED BOXES



Art. No.	V 20-29-6-10	V 20-30-6-10	V 20-31-6-10	V 20-32-6-10	V 20-33-6-10
Inside dimensions	130 x 80 x 14	130 x 80 x 30	130 x 80 x 50	178 x 133 x 78	221 x 121 x 55

Usable inside dimensions in mm.

Dimensions subject to errors and corrections!

ASSORTMENT CASES SERIES SOK 108 ESD

Art. No. **8120370**

Inside dimensions 185 x 108 x 10

Art. No. **8129012**

Inside dimensions 185 x 108 x 29

ASSORTMENT CASES SERIES SOK 166 ESD

Art. No. **8120364**

Inside dimensions 295 x 166 x 21

Art. No. **8120365**

Inside dimensions 295 x 166 x 39

VACUUM-FORMING INSERTS (black)

conductive material

2448799 Comp.: 9

2448800 Comp.: 15

2448801 Comp.: 24

2448802 Comp.: 2

2448803 Comp.: 12

2448804 Comp.: 17

2448805 Comp.: 20



2448806 Comp.: 15

2448807 Comp.: 35

2448808 Comp.: 54

2448809 Comp.: 72

2448810 Comp.: 6

2448811 Comp.: 12

2448812 Comp.: 15

Usable inside dimensions in mm.

Dimensions subject to errors and corrections!

ASSORTMENT CASES SERIES SOK 295 – 008/008

Art. No.	**8120383**
Inside dimensions	295 x 164 x 16
Height buttom	8 mm
Colours:	●●



conductive material

Art. No. **2500114** Comp.: *54*



conductive material

Art. No. **2500115** Comp.: *72*

ASSORTMENT CASES SERIES SOK 295 – 030/008

Art. No.	**8129024**
Inside dimensions	295 x 164 x 38
Height buttom	30 mm
Colours:	●●

conductive material



Art. No. **2500128** Comp.: *6*

conductive material



Art. No. **2500130** Comp.: *12*

conductive material



Art. No. **2500131** Comp.: *15*

Usable inside dimensions in mm.

conductive material

CONDUCTIVE SUITCASES AND INSERTS

Overview for suitcases		Suitcases and foam inserts conductive ESD			Vacuum-formed inserts conductive ESD		
Art No. Suitcases	Inside dimensions	Art No. Suitcase with napped foam inlay	Art No. Suitcase with gridded foam inlay	Grid in mm	Art. No. Inlay	Compartments	Compartment dimensions
K 2012 ESD	120 x 80 x 24	K 2012 ESD Noppe			TE 4 K12-6-10	4	53 x 38
					TE 6 K12-6-10	6	38 x 35
					TE 12K12-6-10	12	25 x 24
K 2005 ESD	170 x 130 x 37	K 2005 ESD Noppe			TE 6 K5-6-10	6	56 x 50
					TE 9 K5-6-10	9	50 x 36
K 2001 ESD	240 x 170 x 42	K 2001 ESD Noppe	K 2001 ESD Raster	10 x 10 x 17	TE 6 K1-6-10	6	77 x 72
					TE 9 K1-6-10	9	72 x 50
					TE 12K1-6-10	12	53 x 50
K 2004 ESD	270 x 185 x 76	K 2004 ESD Noppe	K 2004 ESD Raster	10 x 10 x 30	TE 6 K4-6-10	6	81 x 78
					TE 9 K4-6-10	9	81 x 50
K 2006 ESD	335 x 240 x 71	K 2006 ESD Noppe	K 2006 ESD Raster	10 x 10 x 30	TE 4 K6-6-10	4	149 x 104
					TE 8 K6-6-10	8	104 x 70
K 2000 ESD	340 x 250 x 53	K 2000 ESD Noppe	K 2000 ESD Raster	12 x 12 x 20	TE 6 K-6-10	6	157 x 71
					TE 9 K-6-10	9	102 x 71
					TE 12 K-6-10	12	75 x 71
					TE 24 K-6-10	24	50 x 47
K 2007 ESD	365 x 245 x 105	K 2007 ESD Noppe	K 2007 ESD Raster	15 x 15 x 70	not applicable		
K 2011 ESD	375 x 265 x 80	K 2011 ESD Noppe	K 2011 ESD Raster	12 x 12 x 20	TE 6 K11-6-10	6	168 x 71
					TE 9 K11-6-10	9	108 x 71
					TE 12 K11-6-10	12	79 x 71
K 2003 ESD	410 x 272 x 113	K 2003 ESD Noppe	K 2003 ESD Raster	15 x 15 x 70			

Usable inside dimensions in mm. ESD flexible foam or foam fit for insertion on request.

Dimensions subject to errors and corrections!

* LIASTAT = material conductive

CONDUCTIVE SUITCASES AND INSERTS (see schedule page 100)

Art. No.	K 2012 ESD	K 2005 ESD	K 2001 ESD	K 2004 ESD	K 2006 ESD	K 2000 ESD	K 2007 ESD	K 2011 ESD	K 2003 ESD
Inside dimension	120 x 80 x 24	170 x 130 x 37	240 x 170 x 42	270 x 185 x 76	335 x 240 x 71	340 x 250 x 53	365 x 245 x 105	375 x 265 x 80	410 x 272 x 113

STANDARD INSERTS Please specify article number separatly! (see schedule page 100)

gridded foam **napped-foam** **Vacuum-formed insert**

Usable inside dimensions in mm. ESD flexible foam or foam fit for insertion on request.

Dimensions subject to errors and corrections!

CONDUCTIVE BOXES + SMD BOXES

conductive material

CONDUCTIVE BOXES (new organization system for EGB laboratories)

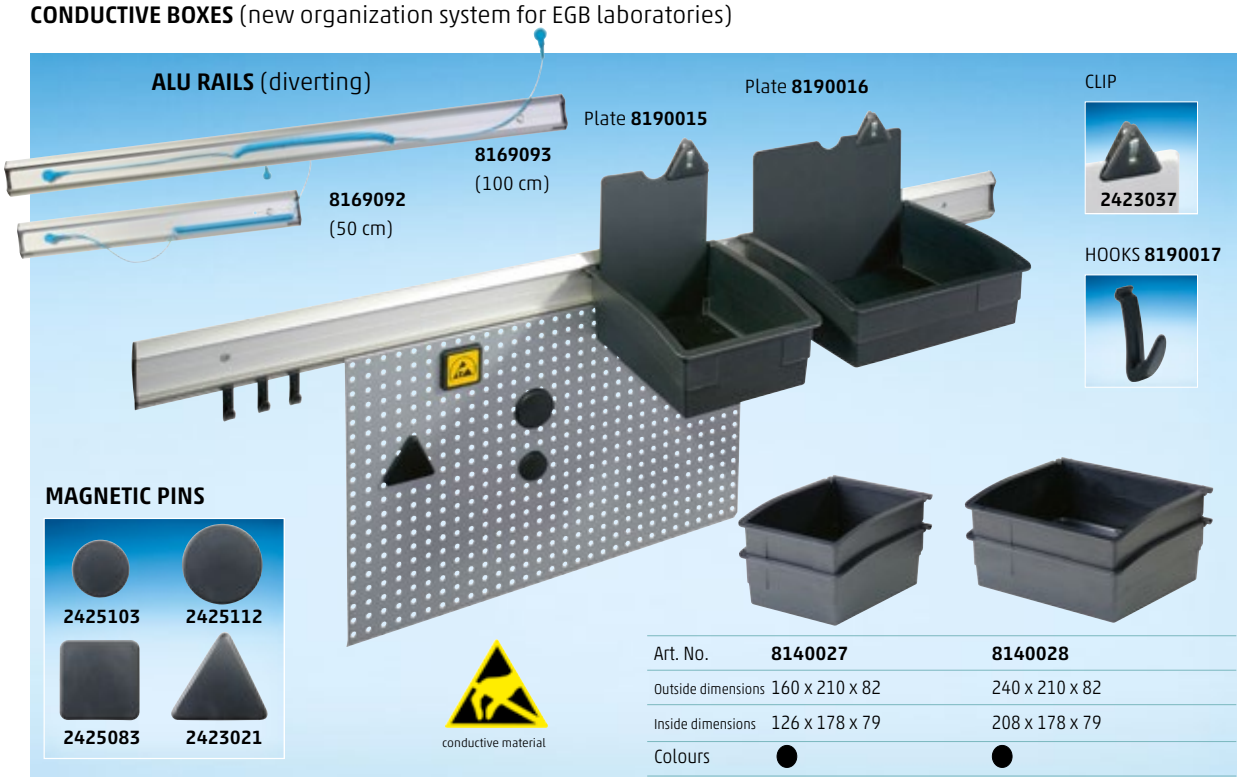

Art. No.	8140027	8140028
Outside dimensions	160 x 210 x 82	240 x 210 x 82
Inside dimensions	126 x 178 x 79	208 x 178 x 79
Colours	●	●

CONDUCTIVE BOXES + SUBDIVISONS

Art. No.	A 4-1-6-10
Base area	175 x 100
Top edge	250 x 125
Height inside	34 mm
Colours	●

Art. No.	A 4-2-6-10
Base area	190 x 120
Height inside	50 mm
Colours	●

Art. No.	A 4-3-6-10
Base area	210 x 150
Top edge	260 x 200
Height inside	40 mm
Colours	●

Art. No. (a)	A 4-4 N-6-10	
Art. No. (b)	A 4-70 N-6-10	
Outside dimensions	260 x 165	
Height outside	(a) 45	(b) 70
Colours	●	

PORTABLE RACK, CHROME-PLATED FOR 8 OR 10 TRAYS

Art. No.	A 4-4 ESD TRAY	A 4-70 ESD TRAY
Outside dimensions	610 x 190 x 252	610 x 190 x 252
Note	Portable rack, chrome-plated for 10 trays **A 4-4 N-6-10**	Portable rack, chrome-plated for 8 trays **A 4-70 N-6-10**

Usable inside dimensions in mm.

Dimensions subject to errors and corrections!

Dental boxes on Licefa.de

Film dental labs



- TRAYS FOR DENTAL LABORATORIES
- HIGH-QUALITY PRESENTATION BOX FOR DENTURES
- DISPATCH BOX FOR MODELS
- DISPATCH CASE FOR MODELS
- MEMBRANE DISPATCH BOX FOR MODELS
- DENTAL CABINETS
- BOX FOR SMALL GRINDING TOOLS
- TOOTH BOX FOR KIDS

Dimensions subject to errors and corrections!

ACCESSORIES ORGA-SYSTEM

ALU RAIL

Usable inside dimensions in mm.

Dimensions subject to errors and corrections!

Tooth shaped clip
ZC 1

- **8190002**
- **8190003**
- **8190004**
- **8190005**
- **8190006**
- **8190007**
- **8190008**
- **8190009**
- **8190011**
- **8190010**

Hook, set of 5
8190017

Magnetic pin

- **8190018**
- **8190019**
- **8190020**
- **8190021**
- **8190022**
- **8190023**
- **8190027**
- **8190024**
- **8190026**
- **8190025**

further magnetic shapes see page 69

Magnetic plate **8169096**

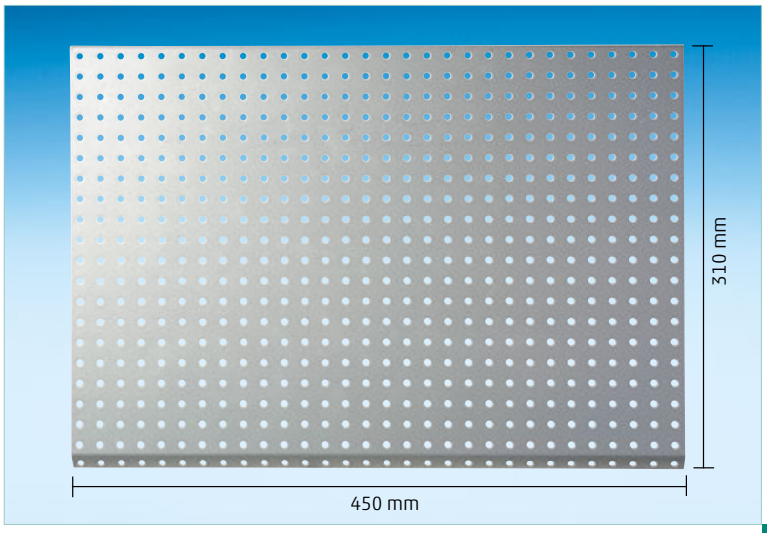

Usable inside dimensions in mm.

Dimensions subject to errors and corrections!

SMALL DENTAL TRAY TYPE NO. 130 126 x 178 x 79 (inside dimension)



Art. No. **8140000** **8140001** **8140002** **8140003**

BIG DENTAL TRAY TYPE NO. 210 208 x 178 x 79 (inside dimension)

Art. No. **8140010** **8140011** **8140012** **8140013**

SMALL DENTAL TRAY WITH PLATE AND TOOTH SHAPED CLIP TYPE NO. 130 126 x 178 x 79 (inside dimension)

Art. No. **8900138** **8900141** **8900142** **8900143**

BIG DENTAL TRAY WITH PLATE AND TOOTH SHAPED CLIP TYPE NO. 210 208 x 178 x 79 (inside dimension)

Art. No. **8900139** **8900150** **8900151** **8900152**

TOOTH SHAPED CLIP



Art. No. **8190002** **8190003** **8190004** **8190005**

Usable inside dimensions in mm.

Dimensions subject to errors and corrections!

SMALL DENTAL TRAY 126 x 178 x 79 (inside dimension)

Art. No. **8140004** **8140005** **8140006**

BIG DENTAL TRAY 208 x 178 x 79 (inside dimension)

Art. No. **8140014** **8140015** **8140016**

SMALL DENTAL TRAY WITH PLATE AND TOOTH SHAPED CLIP 126 x 178 x 79 (inside dimension)

Art. No. **8900144** **8900145** **8900146**

BIG DENTAL TRAY WITH PLATE AND TOOTH SHAPED CLIP 208 x 178 x 79 (inside dimension)

Art. No. **8900153** **8900154** **8900155**

TOOTH SHAPED CLIP

Art. No. **8190006** **8190007** **8190008**

ADDITIONAL ACCESSORIES

Small plate 130
8190000

Big plate 210
8190001

Tooth shaped clip

Usable inside dimensions in mm.

Dimensions subject to errors and corrections!

SMALL DENTAL TRAY TYPE NO. 130 126 x 178 x 79 (inside dimension)

Add a touch of fresh colour to your lab!

Art. No **8140007** **8140008** **8140009**

BIG DENTAL TRAY TYPE NO. 210 208 x 178 x 79 (inside dimension)

Art. No **8140017** **8140018** **8140019**

SMALL DENTAL TRAY WITH PLATE AND TOOTH SHAPED CLIP TYPE NO. 130 126 x 178 x 79 (inside dimension)

Art. No **8900147** **8900148** **8900149**

BIG DENTAL TRAY WITH PLATE AND TOOTH SHAPED CLIP TYPE NO. 210 208 x 178 x 79 (inside dimension)

Art. No **8900156** **8900157** **8900158**

TOOTH SHAPED CLIP

Art. No **8190009** **8190010** **8190011**

Usable inside dimensions in mm.

Dimensions subject to errors and corrections!

DENTAL ROLLBOYS FOR DENTAL LABORATORIES

Art. No. **8169094**
DENTAL ROLLBOY, Single
Easy dismantling for shipping purposes!

Art. No. **8960000**
DENTAL ROLLBOY, Single (dental trays available from one side)
Easy dismantling for shipping purposes!

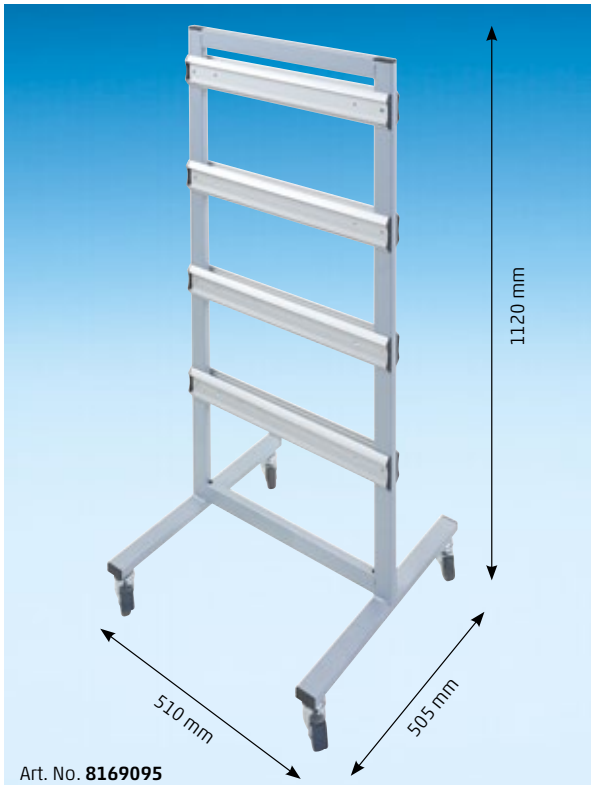

Art. No. **8169095**
DENTAL ROLLBOY, Double
Easy dismantling for shipping purposes!

Art. No. **8960001**
ROLLBOY DENTAL, Double (dental trays available from both sides)
Easy dismantling for shipping purposes!

Usable inside dimensions in mm.

Dimensions subject to errors and corrections!

MEMBRANE BOXES FOR DENTAL APPLICATIONS



Art. No.	Design	Outside dimensions	Colour	
8520061	SCH	34 x 34 x 25	crystal clear	ECO
8520062	ST	38 x 38 x 16	crystal clear	ECO
8520124	ST	38 x 38 x 16	neon blue	ECO
8520122	ST	38 x 38 x 16	neon yellow	ECO
8520063	ST	38 x 38 x 17	crystal clear	ECO
8520020	ST	39 x 39 x 18	neon red	PREMIUM
8520125	SCH + V	50 x 50 x 16	crystal clear	ECO
8520064	SCH + V	50 x 50 x 25	crystal clear	ECO
8520065	SCH + V + E	50 x 50 x 25	crystal clear	ECO
8520021	SCH + V	50 x 50 x 25	crystal clear	PREMIUM
8520006	ST	55 x 55 x 25	crystal clear	ECO

Art. No.	Design	Outside dimensions	Colour	
8520066	ST	55 x 55 x 25	crystal clear	ECO
8520067	SCH	55 x 55 x 25	crystal clear	ECO
8520022	SCH + V	75 x 50 x 16	crystal clear	PREMIUM
8520023	SCH + V	75 x 50 x 25	crystal clear	PREMIUM
8520024	SCH + V	75 x 75 x 16	crystal clear	PREMIUM
8520068	SCH + V	75 x 75 x 25	crystal clear	ECO
8520008	ST	75 x 75 x 30	crystal clear	ECO
8520009	ST	80 x 40 x 18	crystal clear	ECO
8520069	ST	80 x 42 x 20	crystal clear	ECO
8520026	SCH + V	125 x 125 x 50	crystal clear	ECO
8520027	SCH + V	200 x 100 x 50	crystal clear	ECO

Designs:
SCH = Hinge | V = Closure | ST = snap-on lid | E = Vacuum-formed inlays

Usable inside dimensions in mm.

Dimensions subject to errors and corrections!

DENTAL BOXES FOR LABORATORY WORK



Usable inside dimensions in mm.

Dimensions subject to errors and corrections!

DENTAL CASES (3 colour applications per size)

Art. No. **2428537**
Single card box

Description	Dental case **K 2001 Dental-Set**	
Inside dimension		240 x 170 x 42
· for flat teeth-models		
· Napped foam		
· base plate		
Art. No.	**8130000**	
Colours	**Suitcase**	○
	Fastener	●
Art. No.	**8130001**	
Colours	**Suitcase**	●
	Fastener	●
Art. No.	**8130002**	
Colours	**Suitcase**	○
	Fastener	○

Art. No. **2428538**
Single card box

Description	Dental case **K 2004 Dental-Set**	
Inside dimension		270 x 185 x 76
· for flat teeth-models		
· Napped foam		
· base plate with 4 compartments		
Art. No.	**8130003**	
Colours	**Suitcase**	○
	Fastener	●
Art. No.	**8130004**	
Colours	**Suitcase**	●
	Fastener	●
Art. No.	**8130005**	
Colours	**Suitcase**	○
	Fastener	○

Art. No. **2428538**
Single card box

Description	Dental case **K 2002 Dental-Set**	
Inside dimension		270 x 185 x 93
· for higher teeth-models		
· Napped foam		
· base plate with 4 compartments		
Art. No.	**8130006**	
Colours	**Suitcase**	○
	Fastener	●
Art. No.	**8130007**	
Colours	**Suitcase**	●
	Fastener	●
Art. No.	**8130008**	
Colours	**Suitcase**	○
	Fastener	○

Usable inside dimensions in mm.

Dimensions subject to errors and corrections!

DENTAL CASES (3 colour applications per size)

Description	Dental case	**K 2006 Dental-Set**
Inside dimension		335 x 240 x 71
6 compartments		
· for 6 flat teeth-models		
· Napped foam		
· base plate		
Art. No.	**8130009**	
Colours	**Suitcase**	○ ○
	Fastener	● ●
Art. No.	**8130010**	
Colours	**Suitcase**	● ●
	Fastener	● ●
Art. No.	**8130011**	
Colours	**Suitcase**	○ ○
	Fastener	○ ○

Description	Dental case	**K 2006 Dental-Set**
Inside dimension		335 x 240 x 71
9 compartments		
· for 9 flat teeth-models		
· Napped foam and		
· base plate		
Art. No.	**8130012**	
Colours	**Suitcase**	○
	Fastener	●
Art. No.	**8130013**	
Colours	**Suitcase**	●
	Fastener	●
Art. No.	**8130014**	
Colours	**Suitcase**	○
	Fastener	○

Description	Dental case	**K 2007 Dental-Set**
Inside dimension		365 x 245 x 105
8 compartments		
· for 8 higher teeth-models		
· Napped foam		
· base plate		
Art. No.	**8130015**	
Colours	**Suitcase**	○
	Fastener	●
Art. No.	**8130016**	
Colours	**Suitcase**	●
	Fastener	●
Art. No.	**8130017**	
Colours	**Suitcase**	○
	Fastener	○

Usable inside dimensions in mm.

Dimensions subject to errors and corrections!

DENTAL MULTIFUNCTIONAL BOX

Art. No. **8960004**

Dental multifunctional box BIG

Ideally suited as presentation and worktray especially for dental modelling

- Manufactured from high-quality ABS plastics, colour blue
- Internal dimensions 296 x 164 x 57 mm
- Lockable and stackable
- Washable and therefore ensuring hygiene
- With printing from 50 pieces

Included in scope of delivery:

- 1 box for dental auxiliary means
- 1 hygienic functional box
- All foam cutouts
- Identification plate
- Transparent film sticked in the lid for routing slip

APPLICATIONS

Art. No. **8960004**



WHITE BOXES (WITH FOAM-INLAYS)

Art. No.	Inside dimension
8960010	35 x 35 x 12
8960011	47 x 47 x 19
8960012	88 x 88 x 25

COLOURED DENTALCARE-BOXES

Dentalcare-Box 25 (inside: 72 x 65 x 25)
Art. No. **2423054**
Art. No. **2423055**
Art. No. **2423053**
Dentalcare-Box 44 (inside: 72 x 65 x 44)
Art. No. **2423051**
Art. No. **2423052**
Art. No. **2423050**

Usable inside dimensions in mm.

Dimensions subject to errors and corrections!

DENTALBOXES (DIN A5-Format 211 x 147 x 65 mm)

- Suitable for dispatch, working and presentation purposes
- Made from high-grade ABS plastic
- White base, transparent lid
- Stackable + slide closure, silvery grey
- Box washable and hygiene-compliant
- Customised printing on quantities of 50 units upwards
- Foam cut-outs usually remaining in the appurtenant nests

Art-No. 8960015

- **Dental dispatch box INDIVIDUAL**
- Internal dimensions of box: 211 x 147 x 65 mm
- Flexible PU foam inlay, anthracite, height 45 mm
- with 2 compartments for dental models (lower and upper jaw)
- 1 block removable designed as pre-cut foam (10 x 10 mm)
- Grid block: 120 x 80 mm

Art-No. 8960013

- **Dental multifunction box SMALL**
- Internal dimensions of box: 211 x 147 x 65 mm
- Flexible PU foam inlay, anthracite, height 55 mm
- with 2 compartments for dental models (lower and upper jaw)
- 1 compartment with hygiene-compliant PP box, white V20-5 47x47x12 mm
- 2 compartments for dental splints

Art-No. 8960014

- **Dental dispatch box STANDARD**
- Internal dimensions of box: 211 x 147 x 65 mm
- Flexible PU foam inlay, anthracite, height 45 mm
- with 4 compartments for dental models (lower and upper jaw)

Usable inside dimensions in mm.

Art. No. 8120328

Dispatch box Maxi

for dental models without superstructures

Colour of box: blue
Designed as film-hinged box
with film closures

Inlays: PU nap in lid,
PU plate foam lower section

External dimensions: 225 x 170 x 45 mm
Internal dimensions: 218 x 150 x 40 mm

Art. No. 8130019

Dispatch box TB Mini 2

for dental models with superstructures

Colour: light grey with blue closures
Stackable design by means of
overlapping side closures

Inlays: PU nap in lid,
punched-out PU foam with 5 cavities
4 of which intended for modelling work

External dimensions: 265 x 170 x 84 mm
Internal dimensions: 248 x 158 x 67 mm

Art. No. 8130018

Dispatch box TB MINI T-LOC

for dental models without superstructures

Colour: light grey with blue closures
Stackable design by means of
rotatable front closure

Inlays: PU nap in lid,
punched-out PU foam with 5 cavities
4 of which intended for modelling work

External dimensions: 263 x 160 x 70 mm
Internal dimensions: 254 x 154 x 53 mm

Usable inside dimensions in mm.

Dimensions subject to errors and corrections!

PREMIUM presentation boxes for dental models

Presentation box for one model





Presentation box for two models

PB DENTAL 10

Art. No.	**2429401**
Inside dimensions	100 x 130 x 65
Outside dimensions	110 x 140 x 85
Colours	transparent
Note	**European patent and design protection**
Material	PMMA

PB DENTAL 20

Art. No.	**2424914**
Inside dimensions	200 x 130 x 65
Outside dimensions	210 x 140 x 85
Colours	transparent
Note	**European patent and design protection**
Material	PMMA

· *Sturdy box made of 10 mm material with special foam inlay and prepunched rings for accommodating substructure for lower and upper jaws e.g. punched ring model tray and Zeiser plate.*

· *Screen printing and further markings on the hoop possible on request*

ECONOMIC presentation boxes for dental models

Presentation box for one model

Art No. 2449501

Inside dimension: 160 x 110 mm

Usable inside height: 40 mm

Crystal-clear rectangular hinged lid made from acrylic material with high-grade PE-foam insert LD 45 black for presentation of an upper- or lower jaw dental model. The model-receiving compartment is extensible by means of a prepared die-cut arrangement.

Presentation box for two models

Art No. 2449502

Inside dimension: 188 x 140 mm

Usable inside height: 68 mm

Usable inside dimensions in mm.

SPECIAL BOX FOR SMALL GRINDING TOOLS



Single and multiple packaging, shaft Ø 1.6 or 2.35 mm (e.g. part 3, 3, 2, 6 mm)

Art. No. **2427137** (for 1 piece) Bottom part Lid T

- Shaft: Ø 2,35 (further colours on request)
- Shaft length: 45
- outside dimensions: 14 x 14 x 57

Art. No. **2428709** (for 7 pieces)

- Shaft: Ø 2,35
- Shaft length: 56
- outside dimensions: 42 x 28 x 60

NEW Art. No. **2449586** Shaft: Ø 1,6

Art. No. **2428689** (for 18 pieces)

- Shaft: Ø 1,6
- Shaft length: 37
- outside dimensions: 56 x 42 x 40
- grid: 8,4 x 12,1

Art. No. **2428687** (for 12 piece)

- Shaft: Ø 2,35
- Shaft length: 47
- outside dimensions: 56 x 42 x 50
- grid: 12,6 x 12,1

Art. No. **2428691** (for 18 pieces)

- Shaft: Ø 1,6
- Shaft length: 47
- outside dimensions: 56 x 42 x 50
- grid: 8,4 x 12,1

Art. No. **2428697** (for 10 pieces)

- Shaft: Ø 2,35
- Shaft length: 67
- outside dimensions: 84 x 56 x 71
- grid: 12,6 x 25

SPECIAL BOX FOR SMALL GRINDING TOOLS

Art. No. **2428706** (for 18 pieces)

- · Shaft: Ø 2,35
- · Shaft length: 67
- · outside dimensions: 84 x 56 x 71
- · grid: 13 x 16,6

Boxes for small grinding tools, horizontal position

Art. No. **2428716**
- · for 12 piece 2,35 Ø partitions centre
- · outside dimensions: 77 x 66 x 19

Art. No. **2428717**
- · for 12 piece 2,35 Ø partitions offset
- · outside dimensions: 77 x 66 x 19

Art. No. **2428718**
- · for 12 pieces 2,35 Ø hinge
- · outside dimensions: 114 x 60 x 23

PRESENTATION BOX FOR GRINDING TOOLS



Art. No.	**8129007**
Outside dimensions	110 x 130 x 85
Holes	Ø 2,35
Material	PMMA

Detachable acrylic glass insert for grinding tools with 48 holes

DENTALCARE-BOXES

Flat Dentalcare-Box

Dentalcare-Box 25 (innen: 72 x 65 x 25)

Art.-Nr. **2423054** 🟡

Art.-Nr. **2423055** 🟠

Art.-Nr. **2423053** 🔵

High Dentalcare-Box

Dentalcare-Box 44 (innen: 72 x 65 x 44)

Art.-Nr. **2423051** 🟡

Art.-Nr. **2423052** 🟠

Art.-Nr. **2423050** 🔵

THE VARIABLE TEETH CABINET

▲ Art. No. **8960002**

- Variable mounting frame, stackable, unlimited height
- Mounting frame (410 x 370 x 32 mm)
  easily to be fixed with self-cutting screws
- Drawer A 1-Z/16 with insert ZE 10 F for 72 dental strips
  (front teeth 61 x 23 mm) (see illustration A)
- Drawer A 1-Z/16 with insert ZE 11 F for 48 dental strips
  (molar teeth 90 x 23 mm) (see illustration B)

◀ Art. No. **8960003**

- Drawer case (aluminium)
- consisting of 6 drawers 380 x 345 x 15 mm
- outside dimensions case: 435 x 400 x 168 mm
- with 2 lateral handles for carrying

Usable inside dimensions in mm.

Dimensions subject to errors and corrections!

Returnable packaging of foil material:

- VACUUM-FORMED STANDARD INSERTS FOR EURO BOXES/KLTs
- VACUUM-FORMED INSERTS ACCORDING TO CUSTOMER'S SPECIFICATION
- VACUUM-FORMED WASHING TRAYS MADE OF PP-C
- CONDUCTIVE EXECUTION BLACK AT LEAST 50 PIECES
- TOTE BOXES SEE CHAPTER 6

conductive material
from 50 pcs





Foam Inlays

- STANDARD (NOP, GRIDDED)
- CUSTOMER-SPECIFIC INLAYS

Inlays/Inserts on Licefa.de

INLAY/INSERTS – SHORT INTRODUCTION FOR FOAM INLAYS

HOW COULD YOUR FOAM INLAY BE CREATED?





THE BASICS OF FOAM INLAYS

KINDS OF FOAM

④ PU (flexible foam)

high dimensional stability
great elasticity
low own weight

Colour

- Anthracite
- Black

④ PE (hard foam)

long lifetime
excellent material properties

Colour

- Anthracite
- Black
- Blue
- Red
- Green
- Further colours on request

PRODUCTION POSSIBILITIES

- Punching ①
- Milling ②
- Water-jet cutting ③
- Contour cut

APPLICATIONS

- Cases
- Transport boxes
- Cans

Usable inside dimensions in mm.

Dimensions subject to errors and corrections!

FOAM INLAYS



For an individual design of inlays for suitcases or Euro boxes

Loose gridded blanks

loose gridded blanks	grid size	Art. No.
440 x 320 x 20	13 x 13	**2425587**
440 x 320 x 40	13 x 13	**2425588**
640 x 440 x 20	13 x 13	**2425589**
640 x 440 x 40	13 x 13	**2425590**



e.g. sound protection for party rooms or rehearsal rooms for musicians

Plate foam

Plate foam	Art. No.
2.000 x 1.000 x 10	**2424924**
2.000 x 1.000 x 20	**2424925**
2.000 x 1.000 x 30	**2424926**

e.g. sound protection for party rooms or rehearsal rooms for musicians

Napped foam

Napped foam	Art. No.
2.000 x 1.000 x 20	**2424850**
2.000 x 1.000 x 30	**2424851**
2.000 x 1.000 x 40	**2424852**
2.000 x 1.000 x 50	**2424853**

Accessories:

1) Adhesive spray for foams

Art. No. **2430991**

Spray glue for easy and efficient fixing of foam inserts, e.g. in cases

2) Utility knife for cutting foam

Art. No. **2432867**

Usable inside dimensions in mm.

Dimensions subject to errors and corrections!

MORE THAN 100 STANDARD INSERTS AVAILABLE EX STOCK WITHOUT EXTRA TOOLING COSTS

All inserts are made of white polystyrene, suitable for recycling. Also small-lot productions can be manufactured of electrically conductive material (Liastat). Other materials and special colours on request.

Dimensions

1) **suitable for normal boxes** (400 x 300)
   Licefa **EK 1/LWB**, **EK 2/LWB**

2) **suitable for normal boxes** (600 x 400)
   Licefa **EK 3/LWB**, **EK 4/LWB**

3) **suitable for KLT** (400 x 300)
   Licefa **KLT 1**, **KLT 2**

4) **suitable for KLT** (600 x 400)
   Licefa **KLT 3**, **KLT 4**



Art. No.	**T 2-61**		Two-way stacking
Outside dimensions	352 x 252 x 10 (L x W x H)	✔	Recessed grip
Grooves	**14**	✔	Polystyrene white
	up to Ø 16 x 300 mm	✔	Conductivity from 50 pieces
Size	**EK 1 - EK 2**		

Art. No.	**T 2-64**	✔	Two-way stacking
Outside dimensions	553 x 353 x 38 (L x W x H)	✔	Recessed grip
Grooves	**16**	✔	Polystyrene white
	up to Ø 20 x 500 mm	✔	Conductivity from 50 pieces
Size	**EK 3 - EK 4**		



Art. No.	**T 2-60**		Two-way stacking
Outside dimensions	340 x 250 x 13 (L x W x H)		Recessed grip
Grooves	**10**	✔	Polystyrene white
	up to Ø 23 x 315 mm	✔	Conductivity from 50 pieces
Size	**EK 1 - EK 2**		

Art. No.	**T 2-62**		Two-way stacking
Outside dimensions	352 x 252 x 15 (L x W x H)	✔	Recessed grip
Grooves	**7**	✔	Polystyrene white
	up to Ø 30 x 300 mm	✔	Conductivity from 50 pieces
Size	**EK 1 - EK 2**		



Art. No.	**T 2-104**		Two-way stacking
Outside dimensions	335 x 245 x 9 (L x W x H)		Recessed grip
Grooves	**15**	✔	Polystyrene white
	up to Ø 15 x 315 mm	✔	Conductivity from 50 pieces
Size	**KLT 1 - KLT 2**		

Usable inside dimensions in mm.

Dimensions subject to errors and corrections!

STANDARD INSERTS



Art. No.	**T 2-30**		Two-way stacking
Outside dimensions	355 x 253 x 21 (L x W x H)	✔	Recessed grip
Cavities	**35**	✔	Polystyrene white
	35 x 35 x 15	✔	Conductivity from 50 pcs.
Size	**EK 1 - EK 2**	✔	PP-C from 50 pieces

Art. No.	**T 2-45**	✔	Two-way stacking
Outside dimensions	553 x 353 x 24 (L x W x H)	✔	Recessed grip
Cavities	**78**	✔	Polystyrene white
	50 x 31 x 10	✔	Conductivity from 50 pieces
Size	**EK 3 - EK 4**		



Art. No.	**T 2-44**	✔	Two-way stacking
Outside dimensions	355 x 253 x 20 (L x W x H)	✔	Recessed grip
Cavities	**20**	✔	Polystyrene white
	57 x 46 x 10	✔	Conductivity from 50 pcs.
Size	**EK 1 - EK 2**	✔	PP-C from 50 pieces s



Art. No.	**T 2-35**	✔	Two-way stacking
Outside dimensions	555 x 355 x 47 (L x W x H)	✔	Recessed grip
Cavities	**24**	✔	Polystyrene white
	59 x 51 x 34	✔	Conductivity from 50 pieces
Size	**EK 3 - EK 4**		



Art. No.	**T 2-36**	✔	Two-way stacking
Outside dimensions	555 x 355 x 47 (L x W x H)	✔	Recessed grip
Cavities	**20**	✔	Polystyrene white
	77 x 59 x 34	✔	Conductivity from 50 pieces
Size	**EK 3 - EK 4**		



Art. No.	**T 2-31**		Two-way stacking
Outside dimensions	355 x 253 x 26 (L x W x H)	✔	Recessed grip
Cavities	**15**	✔	Polystyrene white
	80 x 35 x 20	✔	Conductivity from 50 pieces
Size	**EK 1 - EK 2**	✔	PP-C from 50 pieces

Usable inside dimensions in mm.

Dimensions subject to errors and corrections!

STANDARD INSERTS



Art. No.	**T 2-40**	✔	Two-way stacking
Outside dimensions	553 x 353 x 29 (L x W x H)	✔	Recessed grip
Cavities	**21**	✔	Polystyrene white
	85 x 65 x 17	✔	Conductivity from 50 pieces
Size	**EK 3 - EK 4**	✔	PP-C from 50 pieces



Art. No.	**T 2-32**		Two-way stacking
Outside dimensions	355 x 253 x 25 (L x W x H)	✔	Recessed grip
Cavities	**12**	✔	Polystyrene white
	90 x 50 x 20	✔	Conductivity from 50 pieces
Size	**EK 1 - EK 2**	✔	PP-C from 50 pieces



Art. No.	**T 2-41**	✔	Two-way stacking
Outside dimensions	553 x 353 x 46 (L x W x H)	✔	Recessed grip
Cavities	**21**	✔	Polystyrene white
	94 x 65 x 35	✔	Conductivity from 50 pieces
Size	**EK 3 - EK 4**	✔	PP-C from 50 pieces



Art. No.	**T 2-42**	✔	Two-way stacking
Outside dimensions	553 x 353 x 40 (L x W x H)	✔	Recessed grip
Cavities	**27**	✔	Polystyrene white
	107 x 47 x 22	✔	Conductivity from 50 pieces
Size	**EK 3 - EK 4**		



Art. No.	**T 2-46**	✔	Two-way stacking
Outside dimensions	553 x 353 x 44 (L x W x H)	✔	Recessed grip
Cavities	**12**	✔	Polystyrene white
	112 x 106 x 35	✔	Conductivity from 50 pieces
Size	**EK 3 - EK 4**		



Art. No.	**T 2-33**		Two-way stacking
Outside dimensions	550 x 350 x 17 (L x W x H)	✔	Recessed grip
Cavities	**15**	✔	Polystyrene white
	135 x 50 x 10	✔	Conductivity from 50 pieces
Size	**EK 3 - EK 4**		

Usable inside dimensions in mm.

Dimensions subject to errors and corrections!

STANDARD INSERTS



Art. No.	**T 2-34**		Two-way stacking
Outside dimensions	550 x 350 x 17 (L x W x H)	✔	Recessed grip
Cavities	**42**	✔	Polystyrene white
	145 x 15 x 10	✔	Conductivity from 50 pieces
Size	**EK 3 - EK 4**		

Art. No.	**T 2-43**	✔	Two-way stacking
Outside dimensions	553 x 353 x 38 (L x W x H)	✔	Recessed grip
Cavities	**7**	✔	Polystyrene white
	224 x 90 x 20	✔	Conductivity from 50 pieces
Size	**EK 3 - EK 4**	✔	PP-C from 50 pieces



Art. No.	**T 2-100**	✔	Two-way stacking
Outside dimensions	358 x 258 x 68 (L x W x H)	✔	Recessed grip
Cavities	**15**	✔	Polystyrene white
	90 x 40 x 23	✔	Conductivity from 50 pieces
Size	**EK 1 - EK 2**		



Art. No.	**T 2-101**		Two-way stacking
Outside dimensions	550 x 350 x 43 (L x W x H)		Recessed grip
Cavities	**2**	✔	Polystyrene white
	278 x 233 x 36	✔	Conductivity from 50 pieces
Size	**EK 3 - EK 4**		

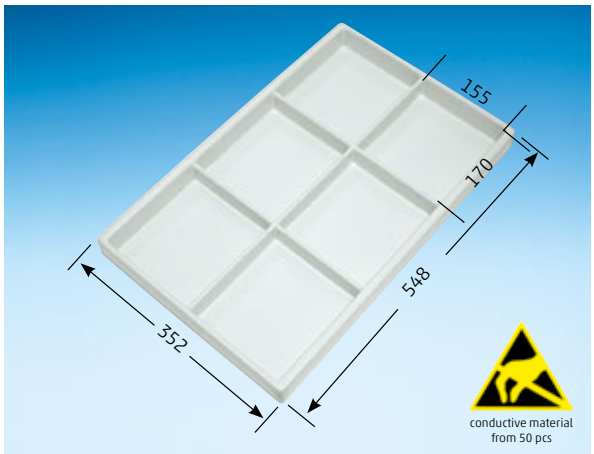

Art. No.	**T 2-102**		Two-way stacking
Outside dimensions	548 x 352 x 42 (L x W x H)		Recessed grip
Cavities	**6**	✔	Polystyrene white
	170 x 155 x 36	✔	Conductivity from 50 pieces
Size	**EK 3 - EK 4**		

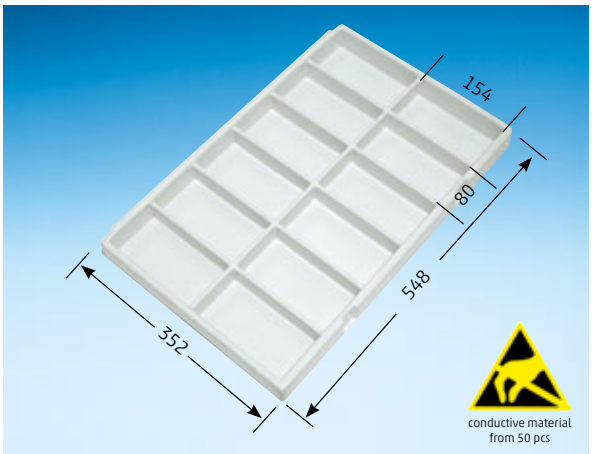

Art. No.	**T 2-103**	✔	Two-way stacking
Outside dimensions	548 x 352 x 46 (L x W x H)		Recessed grip
Cavities	**12**	✔	Polystyrene white
	154 x 80 x 37	✔	Conductivity from 50 pieces
Size	**EK 3 - EK 4**		

Usable inside dimensions in mm.

Dimensions subject to errors and corrections!

STANDARD INSERTS

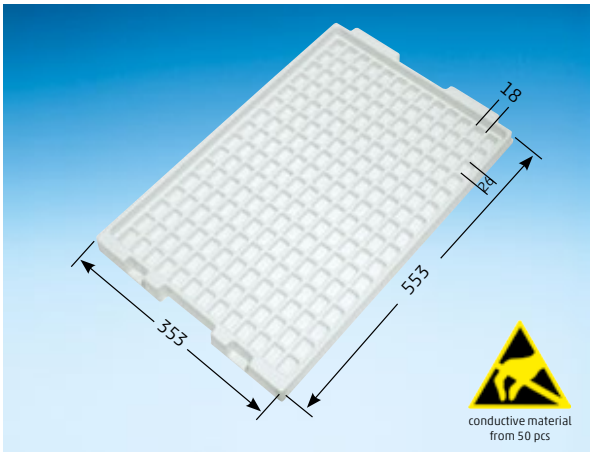

Art. No.	**T 2-63**	✔	Two-way stacking
Outside dimensions	553 x 353 x 37 (L x W x H)	✔	Recessed grip
Cavities	**208**	✔	Polystyrene white
	26 x 18 x 15	✔	Conductivity from 50 pieces
Size	**EK 3 - EK 4**		

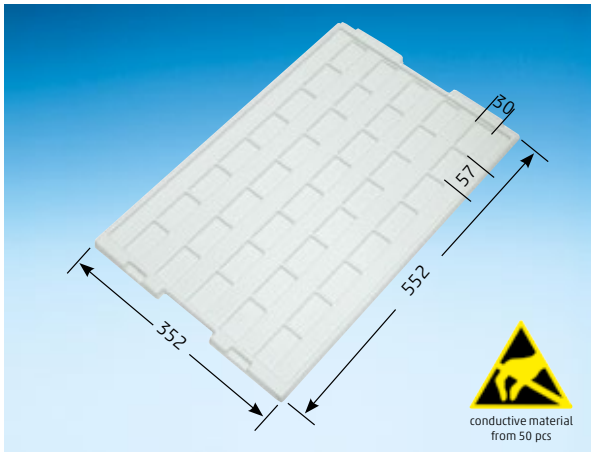

Art. No.	**T 2-105**	✔	Two-way stacking
Outside dimensions	552 x 352 x 17 (L x W x H)	✔	Recessed grip
Cavities	**40**	✔	Polystyrene white
	57 x 30 x 7	✔	Conductivity from 50 pieces
Size	**EK 3 - EK 4**		



Art. No.	**T 2-106**	✔	Two-way stacking
Outside dimensions	552 x 352 x 17 (L x W x H)	✔	Recessed grip
Cavities	**60**	✔	Polystyrene white
	63 x 21 x 7	✔	Conductivity from 50 pieces
Size	**EK 3 - EK 4**		

Art. No.	**T 2-107**		Two-way stacking
Outside dimensions	362 x 263 x 43 (L x W x H)		Recessed grip
Cavities	**7**	✔	Polystyrene white
	189 x 35 x 41	✔	Conductivity from 50 pieces
Size	**EK 1 - EK 2**		

Art. No.	**T 2-98**	✔	Two-way stacking
Outside dimensions	553 x 353 x 55 (L x W x H)	✔	Recessed grip
Cavities	**6**	✔	Polystyrene white
	238 x 102 x 52	✔	Conductivity from 50 pieces
Size	**EK 3 - EK 4**		

Art. No.	**T 2-108**	✔	Two-way stacking
Outside dimensions	550 x 350 x 55 (L x W x H)		Recessed grip
Cavities	**4**	✔	Polystyrene white
	255 x 135 x 50	✔	Conductivity from 50 pieces
Size	**EK 3 - EK 4**		

Usable inside dimensions in mm.

Dimensions subject to errors and corrections!

STANDARD INSERTS

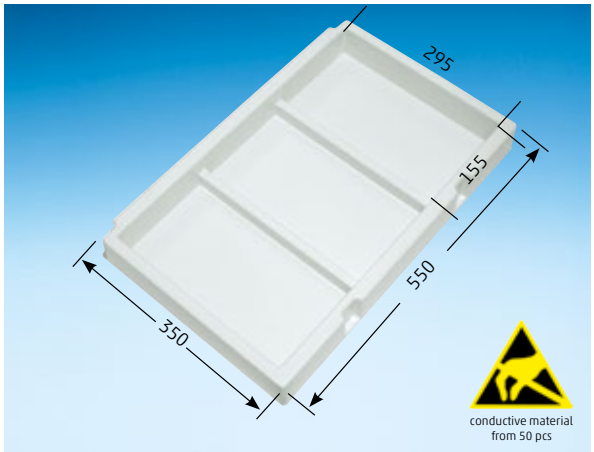

Art. No.	**T 2-109**	✔	Two-way stacking
Outside dimensions	550 x 350 x 58 (L x W x H)		Recessed grip
Cavities	**3**	✔	Polystyrene white
	295 x 155 x 55	✔	Conductivity from 50 pieces
Size	**EK 3 - EK 4**		

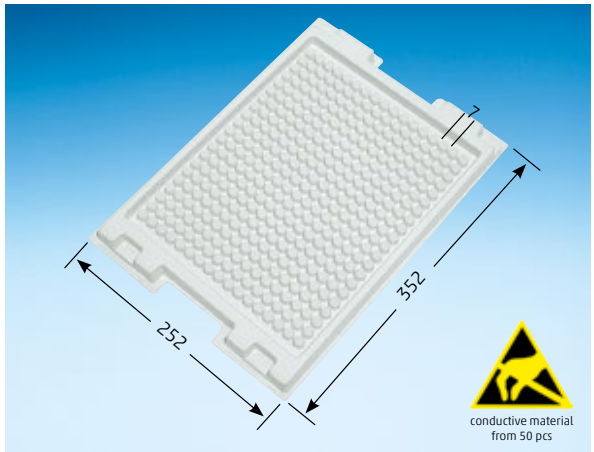

Art. No.	**T 2-76**	✔	Two-way stacking
Outside dimensions	352 x 252 x 20 (L x W x H)	✔	Recessed grip
Cavities	**320**	✔	Polystyrene white
	Ø 7 x 15 mm	✔	Conductivity from 50 pieces
Size	**EK 1 - EK 2**		



Art. No.	**T 2-78**	✔	Two-way stacking
Outside dimensions	330 x 242 x 43 (L x W x H)	✔	Recessed grip
Cavities	**100**	✔	Polystyrene white
	Ø 13,5 x 35 mm	✔	Conductivity from 50 pieces
Size	**KLT 1 - KLT 2**		

Art. No.	**T 2-80**	✔	Two-way stacking
Outside dimensions	352 x 252 x 40 (L x W x H)	✔	Recessed grip
Cavities	**70**	✔	Polystyrene white
	Ø 15 x 40 mm	✔	Conductivity from 50 pieces
Size	**EK 1 - EK 2**		



Art. No.	**T 2-81**		Two-way stacking
Outside dimensions	352 x 252 x 17 (L x W x H)	✔	Recessed grip
Cavities	**48**	✔	Polystyrene white
	Ø 16 x 15 mm	✔	Conductivity from 50 pieces
Size	**EK 1 - EK 2**		



Art. No.	**T 2-82**		Two-way stacking
Outside dimensions	352 x 252 x 18 (L x W x H)	✔	Recessed grip
Cavities	**80**	✔	Polystyrene white
	Ø 17 x 14 mm	✔	Conductivity from 50 pieces
Size	**EK 1 - EK 2**		

Usable inside dimensions in mm.

Dimensions subject to errors and corrections!

STANDARD INSERTS



Art. No.	**T 2-83**	✔	Two-way stacking
Outside dimensions	330 x 243 x 55 (L x W x H)	✔	Recessed grip
Cavities	**81**	✔	Polystyrene white
	Ø 18,5 x 40 mm	✔	Conductivity from 50 pieces
Size	**KLT 1 - KLT 2**		



Art. No.	**T 2-84**	✔	Two-way stacking
Outside dimensions	330 x 243 x 58 (L x W x H)	✔	Recessed grip
Cavities	**64**	✔	Polystyrene white
	Ø 18,5 x 50 mm	✔	Conductivity from 50 pieces
Size	**KLT 1 - KLT 2**		



Art. No.	**T 2-85**	✔	Two-way stacking
Outside dimensions	331 x 245 x 35 (L x W x H)	✔	Recessed grip
Cavities	**86**	✔	Polystyrene white
	Ø 19 x 30 mm	✔	Conductivity from 50 pieces
Size	**KLT 1 - KLT 2**	✔	PP-C from 50 pieces



Art. No.	**T 2-110**		Two-way stacking
Outside dimensions	355 x 255 x 28 (L x W x H)		Recessed grip
Cavities	**50**	✔	Polystyrene white
	Ø 22 x 20 mm	✔	Conductivity from 50 pieces
Size	**EK 1 - EK 2**		



Art. No.	**T 2-86**		Two-way stacking
Outside dimensions	331 x 245 x 40 (L x W x H)		Recessed grip
Cavities	**35**	✔	Polystyrene white
	Ø 20 x 25 mm	✔	Conductivity from 50 pieces
Size	**KLT 1 - KLT 2**		



Art. No.	**T 2-111**	✔	Two-way stacking
Outside dimensions	350 x 273 x 80 (L x W x H)	✔	Recessed grip
Cavities	**100**	✔	Polystyrene white
	Ø 19 x 22 mm	✔	Conductivity from 50 pieces
Size	**KLT 1 - KLT 2**		

Usable inside dimensions in mm.

Dimensions subject to errors and corrections!

STANDARD INSERTS

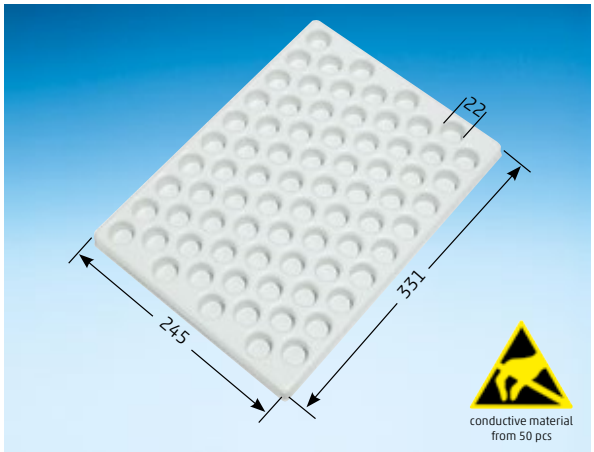

Art. No.	**T 2-87**		Two-way stacking
Outside dimensions	331 x 245 x 21 (L x W x H)		Recessed grip
Cavities	**76**	✔	Polystyrene white
	Ø 22 x 20 mm	✔	Conductivity from 50 pieces
Size	**KLT 1 - KLT 2**		

Art. No.	**T 2-88**		Two-way stacking
Outside dimensions	352 x 252 x 60 (L x W x H)	✔	Recessed grip
Cavities	**40**	✔	Polystyrene white
	Ø 21/31 x 38/25 mm	✔	Conductivity from 50 pieces
Size	**EK 1 - EK 2**		

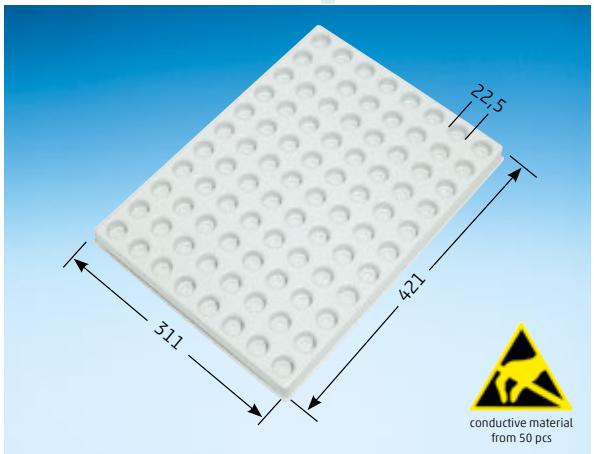

Art. No.	**T 2-89**		Two-way stacking
Outside dimensions	421 x 311 x 30 (L x W x H)		Recessed grip
Cavities	**88**	✔	Polystyrene white
	Ø 22,5 x 15 mm	✔	Conductivity from 50 pieces
Size			



Art. No.	**T 2-90**		Two-way stacking
Outside dimensions	330 x 243 x 55 (L x W x H)	✔	Recessed grip
Cavities	**50**	✔	Polystyrene white
	Ø 22,5 x 50 mm	✔	Conductivity from 50 pieces
Size	**KLT 1 - KLT 2**		



Art. No.	**T 2-91**		Two-way stacking
Outside dimensions	421 x 311 x 31 (L x W x H)		Recessed grip
Cavities	**88**	✔	Polystyrene white
	Ø 25 x 30 mm	✔	Conductivity from 50 pieces
Size			



Art. No.	**T 2-70**		Two-way stacking
Outside dimensions	352 x 252 x 17 (L x W x H)	✔	Recessed grip
Cavities	**56**	✔	Polystyrene white
	Ø 30 x 15 mm	✔	Conductivity from 50 pieces
Size	**EK 1 - EK 2**	✔	PP-C from 50 pieces

Usable inside dimensions in mm.

Dimensions subject to errors and corrections!

STANDARD INSERTS



Art. No.	**T 2-93**	✔	Two-way stacking
Outside dimensions	331 x 245 x 37 (L x W x H)	✔	Recessed grip
Cavities	**20**	✔	Polystyrene white
	Ø 30/41 x 30/20 mm	✔	Conductivity from 50 pieces
Size	**KLT 1 - KLT 2**		



Art. No.	**T 2-94**		Two-way stacking
Outside dimensions	421 x 311 x 35 (L x W x H)		Recessed grip
Cavities	**54**	✔	Polystyrene white
	Ø 33 x 30 mm	✔	Conductivity from 50 pieces



Art. No.	**T 2-112**	✔	Two-way stacking
Outside dimensions	350 x 255 x 73 (L x W x H)	✔	Recessed grip
Cavities	**35**	✔	Polystyrene white
	Ø 35 x 37 mm	✔	Conductivity from 50 pieces
Size	**EK 1 - EK 2**		



Art. No.	**T 2-95**	✔	Two-way stacking
Outside dimensions	352 x 252 x 34 (L x W x H)	✔	Recessed grip
Cavities	**35**	✔	Polystyrene white
	Ø 35 x 30 mm	✔	Conductivity from 50 pieces
Size	**EK 1 - EK 2**	✔	PP-C from 50 pieces



Art. No.	**T 2-47**	✔	Two-way stacking
Outside dimensions	562 x 363 x 43 (L x W x H)	✔	Recessed grip
Cavities	**96**	✔	Polystyrene white
	Ø 35 x 35 mm	✔	Conductivity from 50 pieces
Size	**EK 3 - EK 4**		



Art. No.	**T 2-71**		Two-way stacking
Outside dimensions	352 x 252 x 17 (L x W x H)	✔	Recessed grip
Cavities	**35**	✔	Polystyrene white
	Ø 35,5 x 15 mm	✔	Conductivity from 50 pcs
Size	**EK 1 - EK 2**	✔	PP-C from 50 pieces

Usable inside dimensions in mm.

Dimensions subject to errors and corrections!

STANDARD INSERTS

Art. No.	**T 2-72**		Two-way stacking
Outside dimensions	352 x 252 x 14 (L x W x H)	✔	Recessed grip
Cavities	**35**	✔	Polystyrene white
	Ø 37,5 x 6 mm	✔	Conductivity from 50 pcies
Size	**EK 1 - EK 2**		

Art. No.	**T 2-96**		Two-way stacking
Outside dimensions	421 x 311 x 42 (L x W x H)		Recessed grip
Cavities	**35**	✔	Polystyrene white
	Ø 40,5 x 35 mm	✔	Conductivity from 50 pcies

Art. No.	**T 2-49**	✔	Two-way stacking
Outside dimensions	553 x 353 x 36 (L x W x H)	✔	Recessed grip
Cavities	**70**	✔	Polystyrene white
	Ø 42 x 32 mm	✔	Conductivity from 50 pcies
Size	**EK 3 - EK 4**		

Art. No.	**T 2-73**		Two-way stacking
Outside dimensions	352 x 252 x 17 (L x W x H)	✔	Recessed grip
Cavities	**20**	✔	Polystyrene white
	Ø 50 x 15 mm	✔	Conductivity from 50 pcies
Size	**EK 1 - EK 2**	✔	PP-C from 50 pcies

Art. No.	**T 2-48**	✔	Two-way stacking
Outside dimensions	562 x 363 x 50 (L x W x H)	✔	Recessed grip
Cavities	**40**	✔	Polystyrene white
	Ø 60 x 42 mm	✔	Conductivity from 50 pcies
Size	**EK 3 - EK 4**		



Art. No.	**T 2-74**		Two-way stacking
Outside dimensions	352 x 252 x 17 (L x W x H)	✔	Recessed grip
Cavities	**12**	✔	Polystyrene white
	Ø 67 x 15 mm	✔	Conductivity from 50 pcies
Size	**EK 1 - EK 2**	✔	PP-C from 50 pcies

Usable inside dimensions in mm.

Dimensions subject to errors and corrections!

STANDARD INSERTS

Art. No.	**T 2-37**		Two-way stacking
Outside dimensions	550 x 350 x 38 (L x W x H)	✔	Recessed grip
Cavities	**24**	✔	Polystyrene white
	Ø 70 x 30 mm	✔	Conductivity from 50 pieces
Size	**EK 3 - EK 4**	✔	PP-C from 50 pieces

Art. No.	**T 2-75**		Two-way stacking
Outside dimensions	352 x 252 x 17 (L x W x H)	✔	Recessed grip
Cavities	**6**	✔	Polystyrene white
	Ø 85 x 15 mm	✔	Conductivity from 50 pieces
Size	**EK 1 - EK 2**		



Art. No.	**T 2-97**		Two-way stacking
Outside dimensions	562 x 363 x 25 (L x W x H)		Recessed grip
Cavities	**11**	✔	Polystyrene white
	Ø 100 x 20 mm	✔	Conductivity from 50 pieces
Size	**EK 3 - EK 4**		

Art. No.	**T 2-38**		Two-way stacking
Outside dimensions	550 x 350 x 37 (L x W x H)	✔	Recessed grip
Cavities	**12**	✔	Polystyrene white
	Ø 100 x 30 mm	✔	Conductivity from 50 pieces
Size	**EK 3 - EK 4**	✔	PP-C from 50 pieces

Art. No.	**T 2-39**	✔	Two-way stacking
Outside dimensions	550 x 350 x 31 (L x W x H)	✔	Recessed grip
Cavities	**6**	✔	Polystyrene white
	Ø 160 x 20 mm	✔	Conductivity from 50 pieces
Size	**EK 3 - EK 4**		

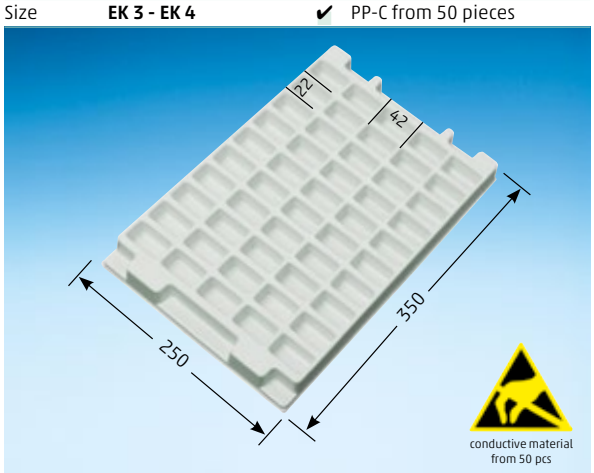

Art. No.	**T 2-113**	✔	Two-way stacking
Outside dimensions	350 x 250 x 26 (L x W x H)	✔	Recessed grip
Cavities	50	✔	Polystyrene white
	42 x 22 x 21 mm mm	✔	Conductivity from 50 pieces
Size	**EK1 – EK2**	✔	PP-C from 50 pieces

Usable inside dimensions in mm.

Dimensions subject to errors and corrections!

STANDARD INSERTS



Art. No.	**T 2-114**	✔	Two-way stacking
Outside dimensions	564 x 363 x 40 (L x W x H)	✔	Recessed grip
Cavities	16	✔	Polystyrene white
	108 x 73 x 31 mm	✔	Conductivity from 50 pieces
Size	**EK3 – EK4**	✔	PP-C from 50 pieces



Art. No.	**T 2-115**	✔	Two-way stacking
Outside dimensions	564 x 363 x 45 (L x B x H)	✔	Recessed grip
Cavities	2	✔	Polystyrene white
	330 x 245 x 40 mm	✔	Conductivity from 50 pieces
Size	**EK3 – EK4**	✔	PP-C from 50 pieces

VACUUM-FORMED TRAYS FOR TURNED PARTS AND WASHING PROCEEDING

- **STANDARD WASHING TRAYS WITH ROUND CAVITIES**
- **STANDARD WASHING TRAYS STACKABLE**
- **11 STANDARD INSERTS AVAILABLE**

- Temperature resistant up to approx. 110°C
- Oil and acid proof
- Break-proof
- Can be rotated when stacked due to undercut in the tool
- Additional contour cutting possible
- Engraved customer's logo can be integrated
- Take-up on the spot, laterally and at the bottom of the tray enables an optimum washing process
- Drainage of cleaning agent by means of holes in the bottom
- Material/recycling identification mark

Usable inside dimensions in mm.

Dimensions subject to errors and corrections!

VACUUM-FORMED STANDARD INSERTS

Number of compart-ments	Basic dimensions of insert L x W x H mm							
	120 x 80 x 24	153 x 107 x 30	170 x 130 x 37	185 x B x H	240 x 170 x 42	261 x 236 x 20	270 x 185 x H	292 x 175 x 16
1 - 5	TE 4 K12	TE 2 K9 TE 4 K9		2448788 B:108 H:29		TE 4 W TE 5 W		
6 - 9	TE 6 K12	TE 6 K9	TE 6 K5 TE 9 K5	2448390 B:108 H:10	TE 6 K1 TE 9 K1	TE 6 W	TE 6 K4 H:76 TE 6 K2 H:93 TE 9 K4 H:76 TE 9 K2 H:93	
10 - 19	TE 12 K12			2448789 B:108 H:29 2448391 B:108 H:10	TE 12 K1	TE 16 W TE 16 AW TE 18 W		
20 - 29				2448392 B:108 H:10 2448790 B:108 H:29 2448791 B:108 H:29		TE 24 W		V24 Bond
30 - 39						TE 36 W		V36 Bracket
40 - 49						TE 42 W		
50 - 59						TE 56 W		
	Page 49	Page 50	Page 51	Pages 26 + 27	Page 53	Page 76	Page 53	

Dimensions in mm.

Dimensions subject to errors and corrections!

Number of compart-ments	Basic dimensions of insert L x W x H mm						
	295 x 166 x H	295 x 175 x H	335 x 240 x 71	340 x 250 x H	356 x 211 x H	375 x 265 x 80	442 x 282 x 32
1 - 5		2423199	TE 4 K6	TE 3 S H:40 TE 4-60 H:60			
6 - 8	2448796 H:39	2500101 H:42	TE 8 K6	TE 6 S H: 40 TE 6-60 H: 62 TE 9 S H: 40 TE 9-60 H: 62		TE 6 K11	
9 - 19	2448792 H:21 2448797 H:39 2448798 H:39	2500102 H: 42 2500109 H: 20 2500103 H: 42		TE 8-4 H: 22 TE 9 S H: 40 TE 9-60 H: 62 TE 12-4 H: 22 TE 12 S H: 40 TE 12 K H: 53 TE 16-4 H: 22 TE 16 S H: 40		TE 9 K11 TE 12 K11	
20 - 29		2500111 H: 20 2500104 H: 42		TE 22 S H: 40 TE 22 AS H: 40 TE 24 K H: 53 TE 25-4 H: 22 TE 25 S H: 40			
30 - 39	2448793 H:21	2500113 H: 20 2500106 H: 42 2500107 H: 42		TE 30-4 H: 22 TE 30 S H: 40			
40 - 49				TE 42-4 H: 22 TE 45-4 H: 22			V10-15
50 - 59	2448794 H:21 2448795 H:21	2500110 H: 20 2500108 H: 42			V10-13/9 H:11 V10-16/9 H:14		
70 - 89		2500112 H: 20		TE 81-4 H: 22	V10-12/9 H:11		
	Pages 30 + 31	Pages 36 + 37	Page 56	Pages 78 – 82		Page 59	

Dimensions in mm.

Dimensions subject to errors and corrections!

VACUUM-FORMED STANDARD INSERTS

Number of compart-ments	Basic dimensions of insert L x W x H mm						
	120 x 80 x 40	170 x 130 x 37	185 x 108 x H	240 x 170 x 42	261 x 236 x 20	270 x 185 x H	295 x 166 x H
4	TE 4 K12-6-10		2448802 H:29		TE 4 W-6-10		
5 - 10	TE 6 K12-6-10	TE 6 K5-6-10	2448799 H:10	TE 6 K1-6-10	TE 5 W-6-10 TE 6 W-6-10	TE 6 K4-6-10	2448810 H:39
11 - 17	TE 12 K12-6-10		2448803 H:29 2448800 H:10 2448804 H:29	TE 12 K1-6-10	TE 16 W-6-10 TE 16 AW-6-10		2448806 H:21 2448811 H:39 2448812 H:39
18 - 35			2448805 H:29 2448801 H:10		TE 18 W-6-10 TE 24 W-6-10		2448807 H:21
36					TE 36 W-6-10	292 x 175 x 16	
42					TE 42 W-6-10		
54						2500114	2448808 H:21
56					TE 56 W-6-10		
72/81						2500115	2448809 H:21
	Page 100	Page 99	Page 97	Page 100	Page 92	Pages 97 + 99	Page 99

Dimensions in mm.

Dimensions subject to errors and corrections!

Number of compart-ments	Basic dimensions of insert L x W x H mm					
	335 x 240 x 71	340 x 250 x 22	340 x 250 x 40	340 x 250 x 53	340 x 250 x 62	375 x 265 x 80
3			TE 3 S-6-10			
4	TE 4 K6-6-10				TE 4-60-6-10	
6			TE 6 S-6-10		 TE 6-60-6-10	TE 6 K11-6-10
8	TE 8 K6-6-10	TE 8-4-6-10				
12		 TE 12-4-6-10	 TE 12 S-6-10	TE 12 K-6-10		TE 12 K11-6-10
16		TE 16-4-6-10	TE 16 S-6-10			
22			TE 22 S-6-10	 TE 22 AS-6-10		
24				TE 24 K-6-10		
25		TE 25-4-6-10	TE 25 S-6-10			
30		TE 30-4-6-10	TE 30 S-6-10			
45		TE 45-4-6-10				
72/81		TE 81-4-6-10				
	Page 100	Page 93	Page 94	Page 100	Page 95	Page 100

Dimensions in mm.

Dimensions subject to errors and corrections!

Licefa

LICEFA GmbH & Co. KG

Lemgoer Straße 11
D-32108 Bad Salzuflen

Fon +49 (0) 52 22 . 28 04-0
Fax +49 (0) 52 22 . 28 04-35

E-Mail info@licefa.de
Internet www.licefa.de

Visit us on our website.

PACKAGING SOLUTIONS MADE OF PLASTICS 2021

www.kontor-media.de

LICEFA